HİDROLİK SİLİNDİR KATALOĞU
HYDRAULIC CYLINDER CATALOGUE

2011



Meg Gemi ve Mak. San. Tic. Ltd.

Bu katalogda yer alan tüm silindirler MEG tarafından tasarlanıp üretilmektedir. Standart dışı silindirlerin taleplere göre özel tasarım ve imalatları da yapılmaktadır.

Silindirlerde kullanılan malzemelerin tamamı sertifikalı olup istendiği takdirde müşteriye teslim edilmektedir.

Kataloğumuzun ilk bölümünde genel maksatlı silindirlere yer verilmiş, ilgili tüm paslanmaz çelik ve çelik serileri gösterilmiştir. Tüm paslanmaz çelik ve çelik silindirlerin boyutları aynıdır ve aynı tablolarda boyutlandırılmışlardır. Çelik silindirlerin detay farkı, arka kapakta kaynaklı birleştirme yapılmış olmasıdır. Paslanmaz çelik serilerinde bu birleştirmede vidalı bağlantı kullanılmıştır.

Özellikle AISI316 alaşım paslanmaz çelik seriler, deniz koşullarına dayanımları ve estetik görünümleri ile önemli avantajlar sağlamaktadır. Bu serinin rotlarında ise yüksek mukavemetli paslanmaz çelik alaşımı AISI431 kullanılmıştır.

Çelik serisi silindirler de ekonomik olmaları ve kısa teslim süreleri sebebiyle standart kullanımlarda tercih sebebidir.

İkinci bölümde ise özel maksatlı silindirlere yer verilmiştir. Bu silindirler, kullanım yerlerine göre çeşitli ebat ve malzeme özelliklerine göre seçilebilir. Özellikle kilitleme amaçlı birçok değişik alternatif sunulmuştur.

Tüm silindirlerimiz üretimden sonra test edilmekte ve sertifikalandırılmaktadır. Ayrıca müşteri isteklerine bağlı olarak tercih edilen klas kuruluşlarından onay da alınmaktadır.

Silindirlerde doğrusal sensörler, noktasal sensörler ve döner silindirlerde açısal sensörler ile hassas pozisyonlama veya pozisyon okuma seçenekleri sunulmaktadır. Genel maksatlı silindirlerdeki mıknatıs seçeneği, manyetik sensörler ile pozisyon okuma maksatlı kullanılmaktadır.

MEG is the designer and manufacturer of all cylinders in this catalogue. Custom cylinder requests are also welcome as new design and production.

Materials in all series have material certificates and might be issued at delivery upon customer's request.

General purpose cylinders are shown in the first section of this catalogue as complete standard range of stainless steel and steel series. All stainless steel and steel series have same dimensions and shown in the same tables. The only difference between the two series is welded rear cap in the steel series; which is a threaded connection in the stainless steel series.

Especially stainless steel (AISI316 alloy) cylinder series provides big advantage by high corrosion resistance for marine applications and esthetical look. Rod material of this series is high tensile stainless steel alloy AISI431.

Steel series are popular for standard applications considering they are more economical and have earlier delivery time.

Special purpose cylinders are given in the section two. These cylinders have various dimensions and materials serving to the different purposes. Many alternatives are given for locking operations.

All cylinders are tested and certified after they are manufactured. Additionally, they shall have approval from any demanded classification society.

Linear sensors, limit switches and rotary sensors are being used for precise positioning or detecting the positions. The magnetic version of the general purpose cylinders is to support the position detection feature via magnetic sensors.

Meg Gemi haber vermeksizin resim veya yazılı bilgilerde değişiklik yapabilir.
Meg Gemi can make changes at the drawings or the information without publishing.

GENEL MAKSATLI SİLİNDİRLER
GENERAL PURPOSE CYLINDERS

Çelik / Paslanmaz Çelik Serileri
Steel / Stainless Steel Series



Bor Çapı *Bore Diameter* (mm)	Rot Çapı Alternatifleri *Rod Diameter Alternatives* (mm)		
100	45	56	70
80	36	45	56
63	28	36	45
50	22	28	36
40	18	22	28
32		14	22

V	Önde Dikey Giriş *Vertical Inlet At Front*
H	Önde Yatay Giriş *Horizontal Inlet At Front*

V	Arkada Dikey Giriş *Vertical Inlet At Back*
H	Arkada Yatay Giriş *Horizontal Inlet At Back*

Kurs Boyu *Stroke* (mm)

SS	AISI 316 Paslanmaz Çelik *AISI 316 Stainless Steel*
S	Çelik *Steel*

M	Mıknatıslı *Magnetic*
Boş *Blank*	Mıknatıssız *Non Magnetic*

HCI	Vidalı *Threaded*
HCIW	Kaynaklı *Welded*

HCI							

HCI	SS	32			V	V	

HCIW	S	32			V	V	

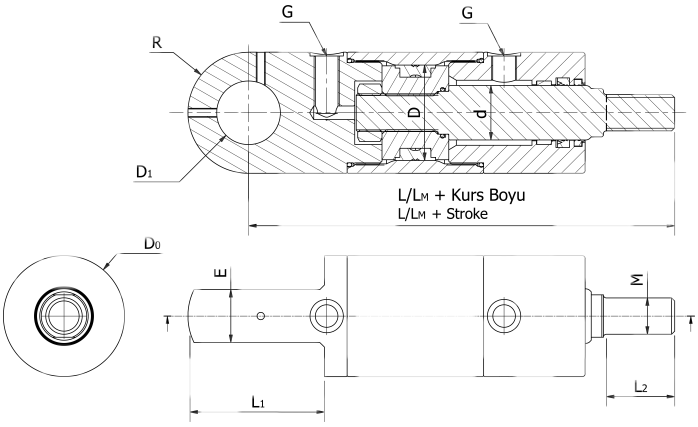

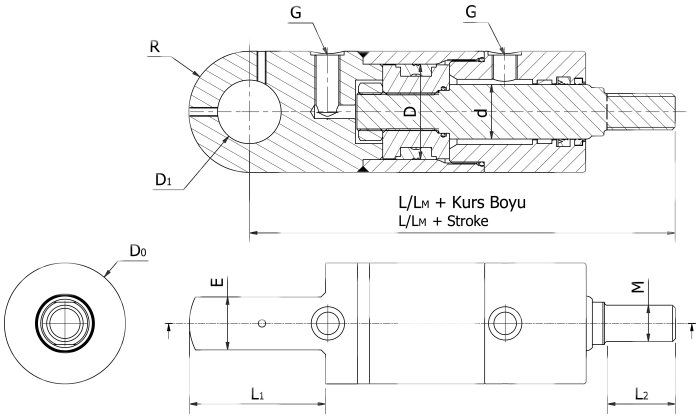

D	d	M	L*	L_1	L_2	L_M*	D_0	D_1	E	R	G
32	14	M10x1	166	55	15	Lütfen sorunuz. *Please ask.*	50	22	20	25	G⅛
	22	M16x1	178		25						

Ölçüler milimetredir. *Dimensions are in milimeters.* L* = Sıfır kurs boyunda, mıknatıssız *At zero stroke, non-magnetic* LM* = Sıfır kurs boyunda, mıknatıslı *At zero stroke, magnetic*

HCI	SS	32			H	H	

HCIW	S	32			H	H	

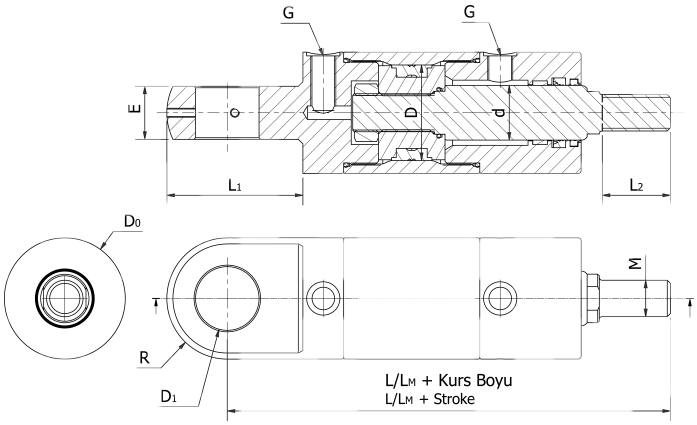

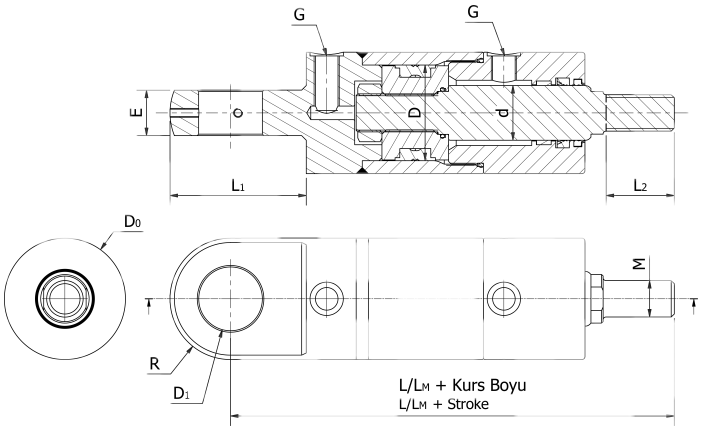

D	d	M	L*	L_1	L_2	L_M*	D_0	D_1	E	R	G
32	14	M10x1	180	55	15	Lütfen sorunuz. *Please ask.*	50	22	20	25	G⅛
	22	M16x1	192		25						

Ölçüler milimetredir. *Dimensions are in milimeters.* L* = Sıfır kurs boyunda, mıknatıssız *At zero stroke, non-magnetic* LM* = Sıfır kurs boyunda, mıknatıslı *At zero stroke, magnetic*

Basınç (bar) *Pressure (bar)*	İtme kuvveti (N) *Force at extraction(N)*	Çekme kuvveti (N) *Force at retraction(N)*	Güvenli Çekme Dayanımı (N) *Safe Working Load at retraction (N)*	Çekme kuvveti (N) *Force at retraction(N)*	Güvenli Çekme Dayanımı (N) *Safe Working Load at retraction(N)*
		Rot Çapı = 14mm =*Rod Dia*		Rot Çapı = 22mm =*Rod Dia*	
50	4.021	3.252	15.691	2.121	40.196
60	4.825	3.902		2.545	
70	5.630	4.552		2.969	
80	6.434	5.202		3.393	
90	7.238	5.853		3.817	
100	8.042	6.503		4.241	
110	8.847	7.153		4.665	
120	9.651	7.804		5.089	
130	10.455	8.454		5.513	
140	11.259	9.104		5.938	
150	12.064	9.755		6.362	
160	12.868	10.405		6.786	
170	13.672	11.055		7.210	
180	14.476	11.706		7.634	
190	15.281	12.356		8.058	
200	16.085	13.006		8.482	

ROT BAŞI
ROD END

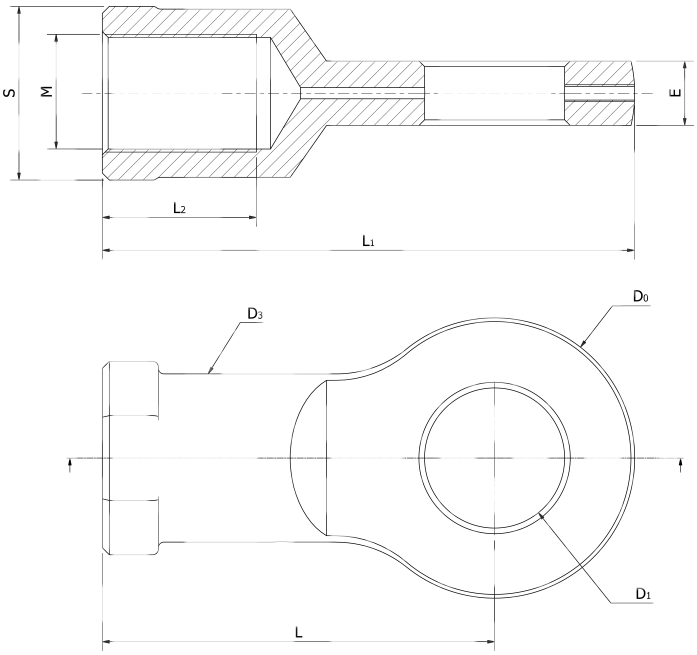

MALZEME: AISI 431 Paslanmaz Çelik veya Çelik Döküm
MATERIAL: AISI 431 Stainless Steel or Cast Steel

KÜRESEL MAFSAL
SPHERICAL BEARING

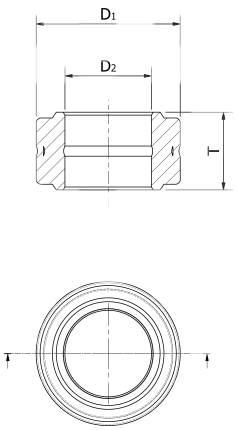

MALZEME: Çelik üzeri Çelik
MATERIAL: Steel on Steel

M	L	L_1	L_2	D_o	D_1	D_2	D_3	E	S	T
M10x1	45	70	15	40	22	12	20	10	21	11
M16x1	60	80	25				26	9	27	

Ölçüler milimetredir. *Dimensions are in milimeters.*

HCI	SS	40			V	V	

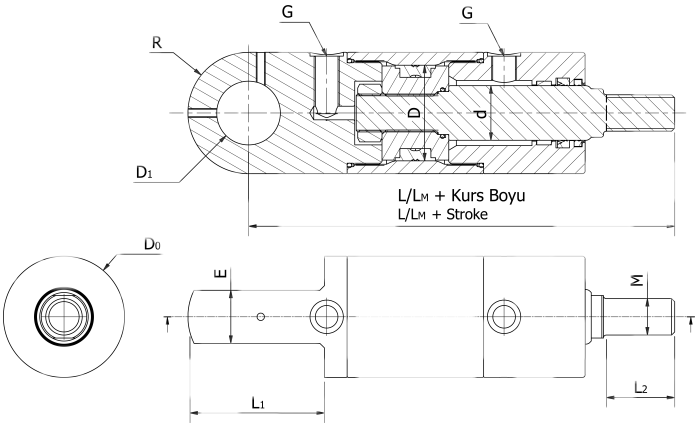

HCIW	S	40			V	V	

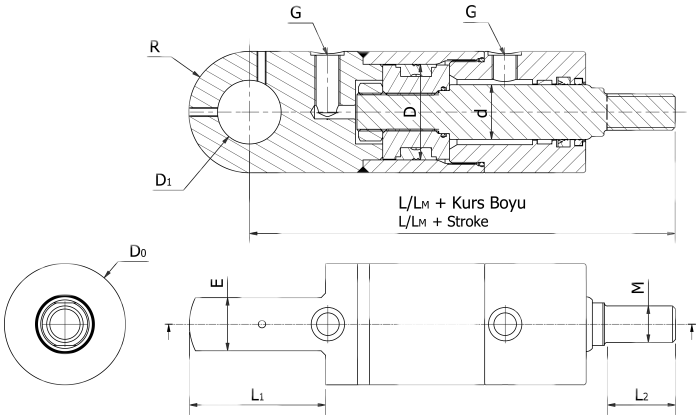

D	d	M	L*	L_1	L_2	L_M*	D_0	D_1	E	R	G
40	18	M14x1,5	192	60	20	Lütfen sorunuz. Please ask.	55	26	25	27,5	G¼
	22	M16x1,5	197		25						
	28	M20x1,5	203		30						

Ölçüler milimetredir. *Dimensions are in milimeters.* L* = Sıfır kurs boyunda, mıknatıssız *At zero stroke, non-magnetic* LM* = Sıfır kurs boyunda, mıknatıslı *At zero stroke, magnetic*

HCI	SS	40			H	H	

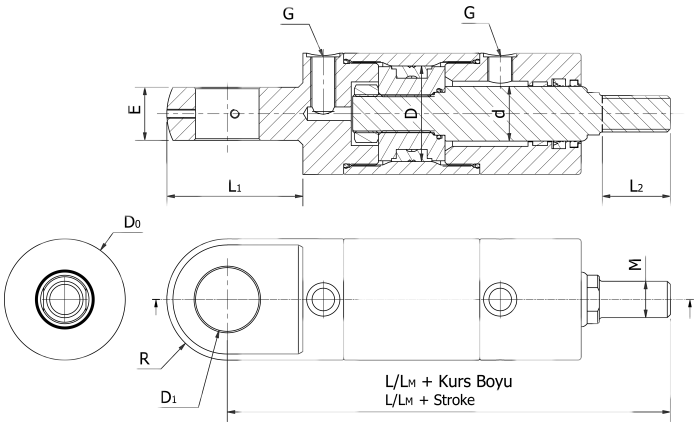

HCIW	S	40			H	H	

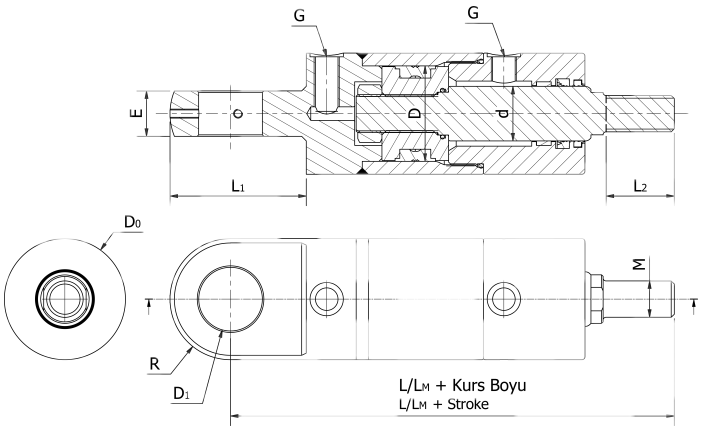

D	d	M	L*	L_1	L_2	L_M*	D_0	D_1	E	R	G
40	18	M14x1,5	207	60	20	Lütfen sorunuz. Please ask.	55	26	25	27,5	G¼
	22	M16x1,5	212		25						
	28	M20x1,5	218		30						

Ölçüler milimetredir. *Dimensions are in milimeters.* L* = Sıfır kurs boyunda, mıknatıssız *At zero stroke, non-magnetic* LM* = Sıfır kurs boyunda, mıknatıslı *At zero stroke, magnetic*

Basınç (bar) *Pressure (bar)*	**İtme kuvveti (N)** *Force at extraction(N)*	**Çekme kuvveti (N)** *Force at retraction(N)*	**Güvenli Çekme Dayanımı(N)** *Safe Working Load at retraction(N)*	**Çekme kuvveti (N)** *Force at retraction(N)*	**Güvenli Çekme Dayanımı (N)** *Safe Working Load at retraction(N)*	**Çekme kuvveti (N)** *Force at retraction(N)*	**Güvenli Çekme Dayanımı (N)** *Safe Working Load at retraction(N)*
		Rot Çapı = 18mm =*Rod Dia*		**Rot Çapı = 22mm =*Rod Dia***		**Rot Çapı = 28mm =*Rod Dia***	
50	6.283	5.011	30.771	4.383	40.196	3.204	62.815
60	7.540	6.013		5.259		3.845	
70	8.796	7.015		6.136		4.486	
80	10.053	8.017		7.012		5.127	
90	11.310	9.020		7.889		5.768	
100	12.566	10.022		8.765		6.409	
110	13.823	11.024		9.642		7.050	
120	15.080	12.026		10.518		7.691	
130	16.336	13.028		11.395		8.332	
140	17.593	14.030		12.271		8.972	
150	18.850	15.033		13.148		9.613	
160	20.106	16.035		14.024		10.254	
170	21.363	17.037		14.901		10.895	
180	22.619	18.039		15.777		11.536	
190	23.876	19.041		16.654		12.177	
200	25.133	20.043		17.530		12.818	

ROT BAŞI
ROD END

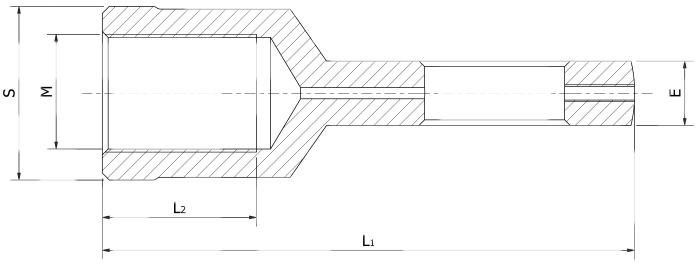

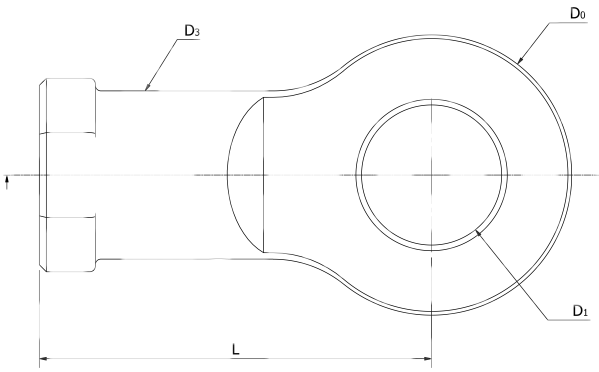

MALZEME: AISI 431 Paslanmaz Çelik veya Çelik Döküm
MATERIAL: AISI 431 Stainless Steel or Cast Steel

KÜRESEL MAFSAL
SPHERICAL BEARING

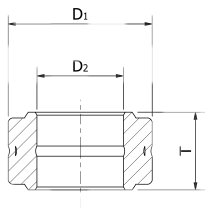

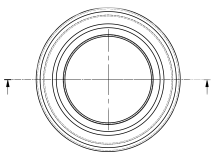

MALZEME: Çelik üzeri Çelik
MATERIAL: Steel on Steel

M	L	L_1	L_2	D_o	D_1	D_2	D_3	E	S	T
M14x1,5	65	90	20	50	26	15	24	11	25	13
M16x1,5	66	91	25				26	12	27	
M20x1,5	72	97	30				30	12	31	

Ölçüler milimetredir. *Dimensions are in milimeters.*

HCI	SS	50			V	V	

HCIW	S	50			V	V	

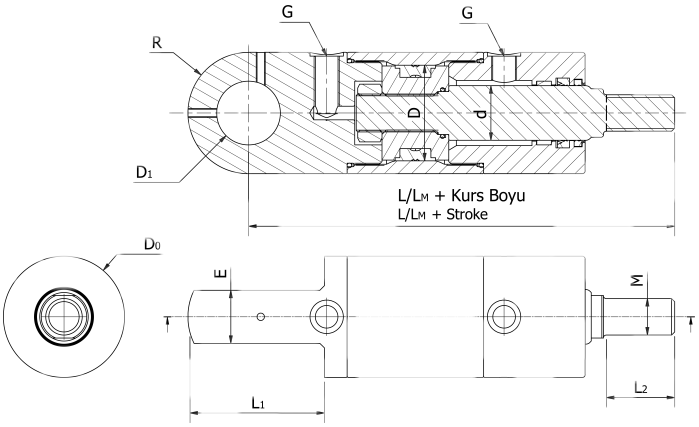

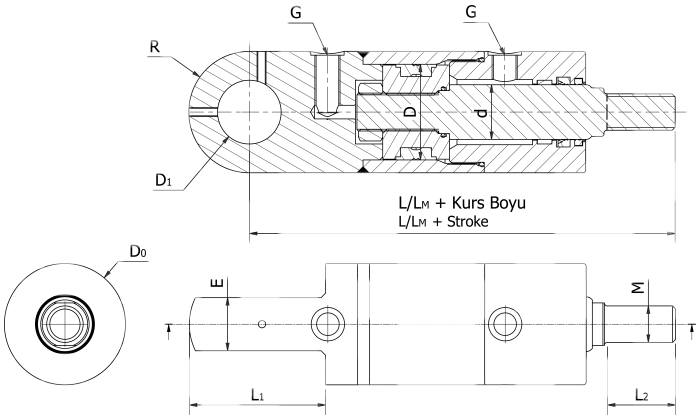

D	d	M	L*	L_1	L_2	L_M*	D_0	D_1	E	R	G
50	22	M17x1,5	231	75	25	Lütfen sorunuz. Please ask.	65	32	30	32,5	G⅜
	28	M20x1,5	232		27						
	36	M27x2	240		35						

Ölçüler milimetredir. *Dimensions are in milimeters.* L* = Sıfır kurs boyunda, mıknatıssız *At zero stroke, non-magnetic* LM* = Sıfır kurs boyunda, mıknatıslı *At zero stroke, magnetic*

HCI	SS	50			H	H	

HCIW	S	50			H	H	

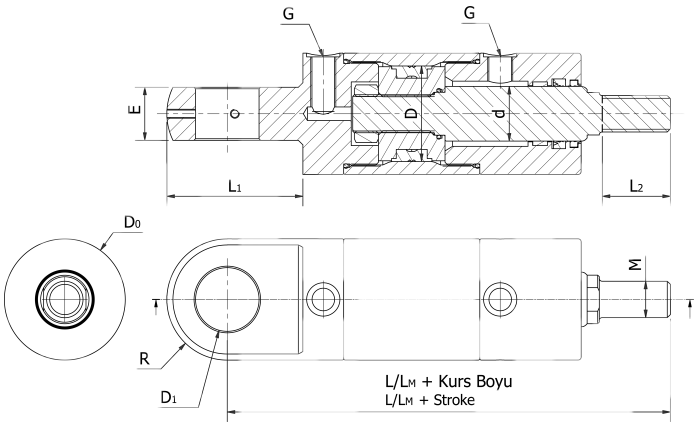

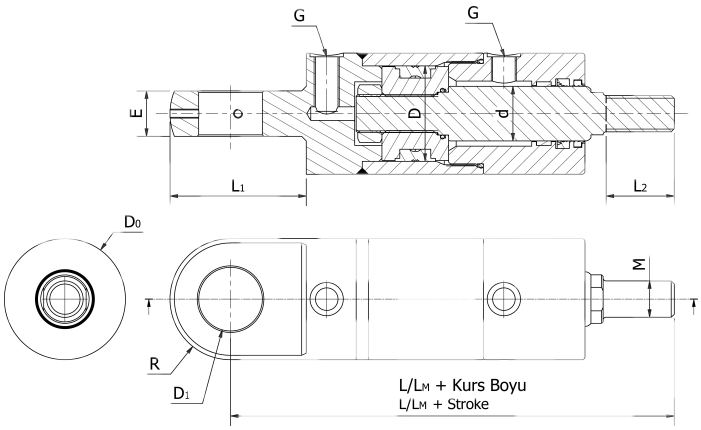

D	d	M	L*	L_1	L_2	L_M*	D_0	D_1	E	R	G
50	22	M17x1,5	243	75	25	Lütfen sorunuz. Please ask.	65	32	30	32,5	G⅜
	28	M20x1,5	244		27						
	36	M27x2	252		35						

Ölçüler milimetredir. *Dimensions are in milimeters.* L* = Sıfır kurs boyunda, mıknatıssız *At zero stroke, non-magnetic* LM* = Sıfır kurs boyunda, mıknatıslı *At zero stroke, magnetic*

Basınç (bar) *Pressure(bar)*	**İtme kuvveti (N)** *Force at extraction(N)*	**Çekme kuvveti (N)** *Force at retraction(N)*	**Güvenli Çekme Dayanımı (N)** *Safe Working Load at retraction(N)*	**Çekme kuvveti (N)** *Force at retraction(N)*	**Güvenli Çekme Dayanımı (N)** *Safe Working Load at retraction(N)*	**Çekme kuvveti (N)** *Force at retraction(N)*	**Güvenli Çekme Dayanımı (N)** *Safe Working Load at retraction(N)*
		Rot Çapı = 22mm =*Rod Dia*		**Rot Çapı = 28mm =*Rod Dia***		**Rot Çapı = 36mm =*Rod Dia***	
50	9.817	7.917	40.196	6.739	62.815	4.728	114.482
60	11.781	9.500		8.086		5.674	
70	13.744	11.084		9.434		6.619	
80	15.708	12.667		10.782		7.565	
90	17.671	14.250		12.130		8.511	
100	19.635	15.834		13.477		9.456	
110	21.598	17.417		14.825		10.402	
120	23.562	19.000		16.173		11.347	
130	25.525	20.584		17.521		12.293	
140	27.489	22.167		18.868		13.239	
150	29.452	23.750		20.216		14.184	
160	31.416	25.334		21.564		15.130	
170	33.379	26.917		22.912		16.076	
180	35.343	28.501		24.259		17.021	
190	37.306	30.084		25.607		17.967	
200	39.270	31.667		26.955		18.912	

ROT BAŞI
ROD END

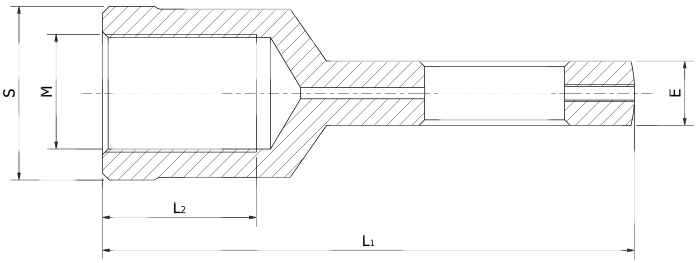

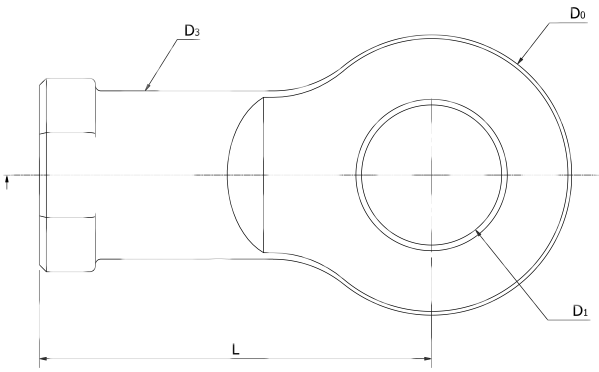

MALZEME: AISI 431 Paslanmaz Çelik veya Çelik Döküm
MATERIAL: AISI 431 Stainless Steel or Cast Steel

KÜRESEL MAFSAL
SPHERICAL BEARING

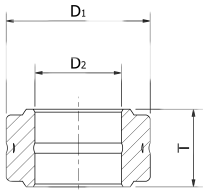

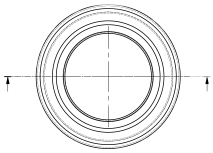

MALZEME: Çelik üzeri Çelik
MATERIAL: Steel on Steel

M	L	L_1	L_2	D_o	D_1	D_2	D_3	E	S	t
M17x1,5	72	102	25	60	32	20	29	14	30	16
M20x1,5	77	112	27				32	17	33	
M27x2	88	118	35				40	14	41	

Ölçüler milimetredir. *Dimensions are in milimeters.*

HCI	SS	63			V	V	

HCIW	S	63			V	V	

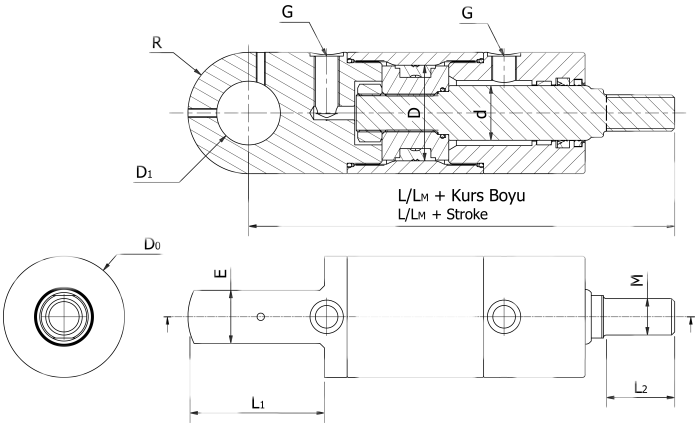

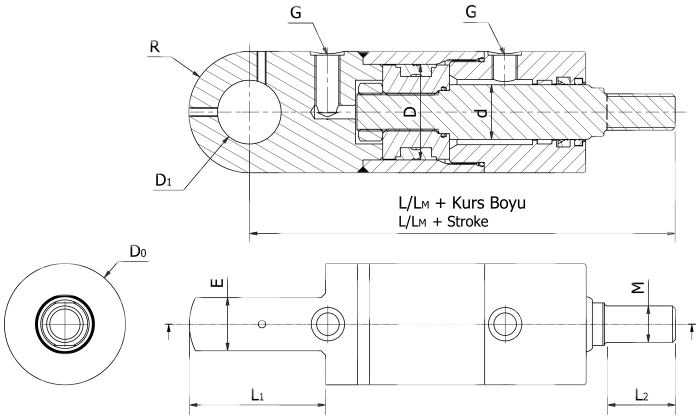

D	d	M	L*	L_1	L_2	L_M*	D_0	D_1	E	R	G
63	28	M20x2	281	90	45	293	80	42	35	40	G⅜
	36	M27x2	282			295					
	45	M32x2	286			299					

Ölçüler milimetredir. *Dimensions are in milimeters.* L* = Sıfır kurs boyunda, mıknatıssız *At zero stroke, non-magnetic* LM* = Sıfır kurs boyunda, mıknatıslı *At zero stroke, magnetic*

HCI	SS	63			H	H	

HCIW	S	63			H	H	

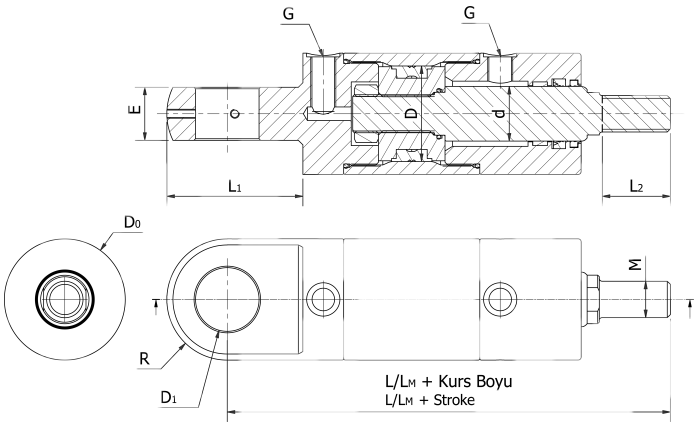

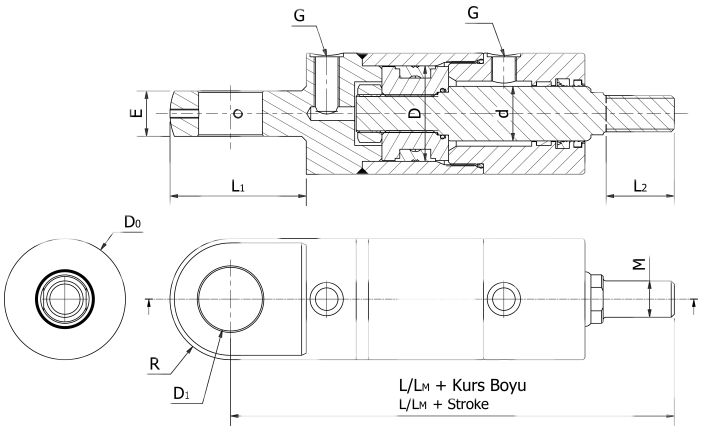

D	d	M	L*	L_1	L_2	L_M*	D_0	D_1	E	R	G
63	28	M20x2	293	90	45	305	80	42	35	40	G⅜
	36	M27x2	294			307					
	45	M32x2	298			311					

Ölçüler milimetredir. *Dimensions are in milimeters.* L* = Sıfır kurs boyunda, mıknatıssız *At zero stroke, non-magnetic* LM* = Sıfır kurs boyunda, mıknatıslı *At zero stroke, magnetic*

Basınç (bar) *Pressure(bar)*	**İtme kuvveti (N)** *Force at extraction(N)*	**Çekme kuvveti (N)** *Force at retraction(N)*	**Güvenli Çekme Dayanımı (N)** *Safe Working Load at retraction(N)*	**Çekme kuvveti (N)** *Force at retraction(N)*	**Güvenli Çekme Dayanımı (N)** *Safe Working Load at retraction(N)*	**Çekme kuvveti (N)** *Force at retraction(N)*	**Güvenli Çekme Dayanımı (N)** *Safe Working Load at retraction(N)*
		Rot Çapı = 28mm =*Rod Dia*		**Rot Çapı = 36mm =*Rod Dia***		**Rot Çapı = 45mm =*Rod Dia***	
50	15.586	12.507	62.802	10.497	98.145	7.634	141.342
60	18.703	15.009		12.596		9.161	
70	21.821	17.510		14.696		10.688	
80	24.938	20.012		16.795		12.215	
90	28.055	22.513		18.894		13.741	
100	31.172	25.015		20.994		15.268	
110	34.290	27.516		23.093		16.795	
120	37.407	30.018		25.192		18.322	
130	40.524	32.519		27.292		19.849	
140	43.641	35.021		29.391		21.375	
150	46.759	37.522		31.491		22.902	
160	49.876	40.024		33.590		24.429	
170	52.993	42.525		35.689		25.956	
180	56.110	45.027		37.789		27.483	
190	59.228	47.528		39.888		29.009	
200	62.345	50.030		41.987		30.536	

ROT BAŞI
ROD END

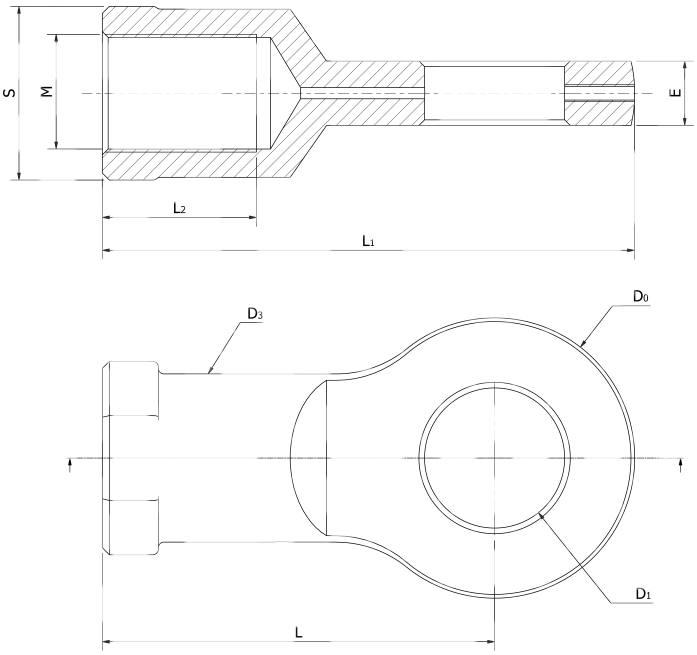

MALZEME: AISI 431 Paslanmaz Çelik veya Çelik Döküm
MATERIAL: AISI 431 Stainless Steel or Cast Steel

KÜRESEL MAFSAL
SPHERICAL BEARING

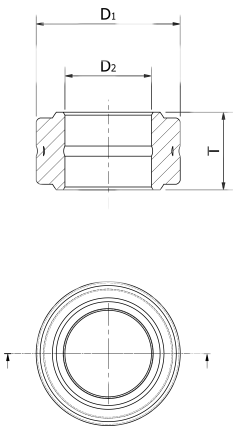

MALZEME: Çelik üzeri Çelik
MATERIAL: Steel on Steel

M	L	L_1	L_2	D_o	D_1	D_2	D_3	E	S	T
M20x2	108	148	45	80	42	25	36	18	38	21
M27x2	110	150					43		45	
M32x2	112	152					48		50	

Ölçüler milimetredir. *Dimensions are in milimeters.*

HCI	SS	80			V	V	

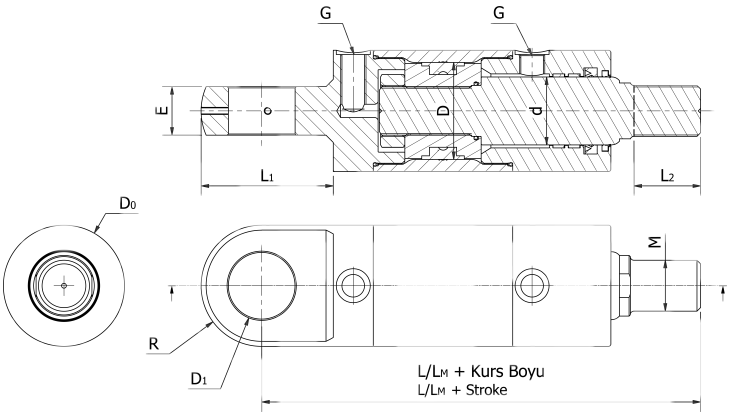

HCIW	S	80			V	V	

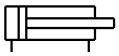

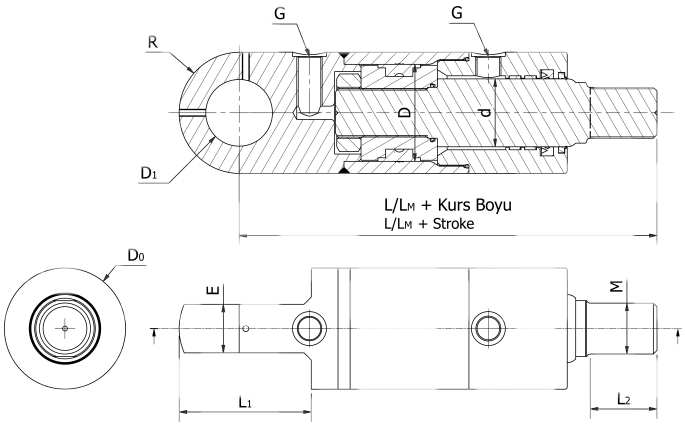

D	d	M	L*	L_1	L_2	L_M*	D_0	D_1	E	R	G
80	36	M28x2	335	110	50	348	100	50	40	50	G½
	45	M32x2	344		55	357					
	56	M42x2	344		55	359					

Ölçüler milimetredir. *Dimensions are in milimeters.* L* = Sıfır kurs boyunda, mıknatıssız *At zero stroke, non-magnetic* LM* = Sıfır kurs boyunda, mıknatıslı *At zero stroke, magnetic*

HCI	SS	80			H	H	

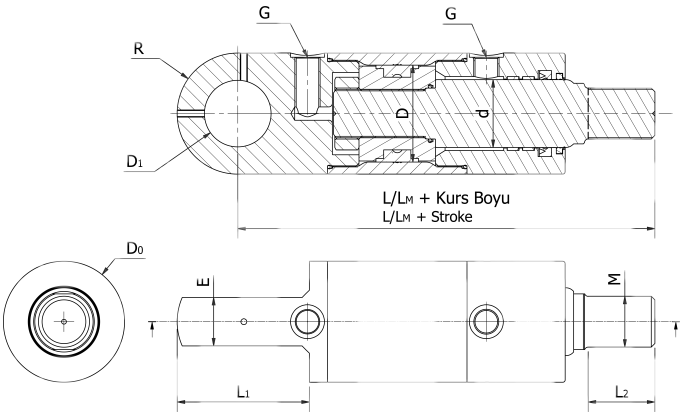

HCIW	S	80			H	H	

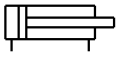

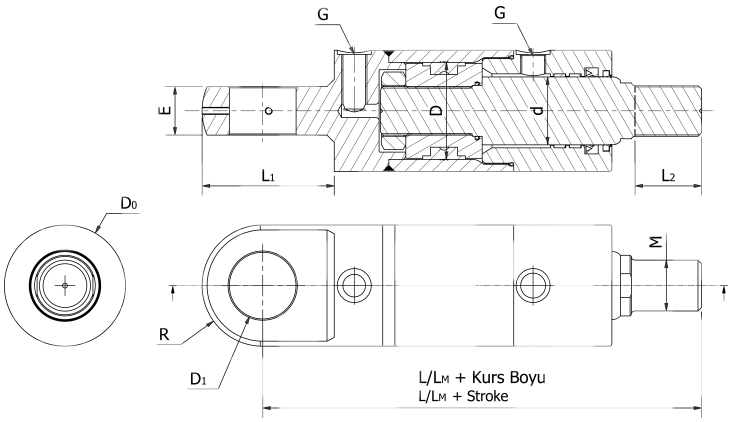

D	d	M	L*	L_1	L_2	L_M*	D_0	D_1	E	R	G
80	36	M28x2	353	110	50	366	100	50	40	50	G½
	45	M32x2	362		55	375					
	56	M42x2	362		55	377					

Ölçüler milimetredir. *Dimensions are in milimeters.* L* = Sıfır kurs boyunda, mıknatıssız *At zero stroke, non-magnetic* LM* = Sıfır kurs boyunda, mıknatıslı *At zero stroke, magnetic*

Basınç (bar) *Pressure(bar)*	**İtme kuvveti (N)** *Force at extraction(N)*	**Çekme kuvveti (N)** *Force at retraction(N)*	**Güvenli Çekme Dayanımı (N)** *Safe Working Load at retraction(N)*	**Çekme kuvveti (N)** *Force at retraction(N)*	**Güvenli Çekme Dayanımı (N)** *Safe Working Load at retraction(N)*	**Çekme kuvveti (N)** *Force at retraction(N)*	**Güvenli Çekme Dayanımı (N)** *Safe Working Load at retraction(N)*
		Rot Çapı = 36mm = *Rod Dia*		**Rot Çapı = 45mm = *Rod Dia***		**Rot Çapı = 56mm = *Rod Dia***	
50	25.133	20.043	123.121	17.181	141.342	12.818	251.298
60	30.159	24.052		20.617		15.381	
70	35.186	28.061		24.053		17.945	
80	40.212	32.069		27.489		20.508	
90	45.239	36.078		30.925		23.072	
100	50.265	40.087		34.361		25.635	
110	55.292	44.095		37.797		28.199	
120	60.319	48.104		41.233		30.762	
130	65.345	52.113		44.670		33.326	
140	70.372	56.121		48.106		35.890	
150	75.398	60.130		51.542		38.453	
160	80.425	64.139		54.978		41.017	
170	85.451	68.147		58.414		43.580	
180	90.478	72.156		61.850		46.144	
190	95.504	76.165		65.286		48.707	
200	100.531	80.173		68.722		51.271	

ROT BAŞI
ROD END

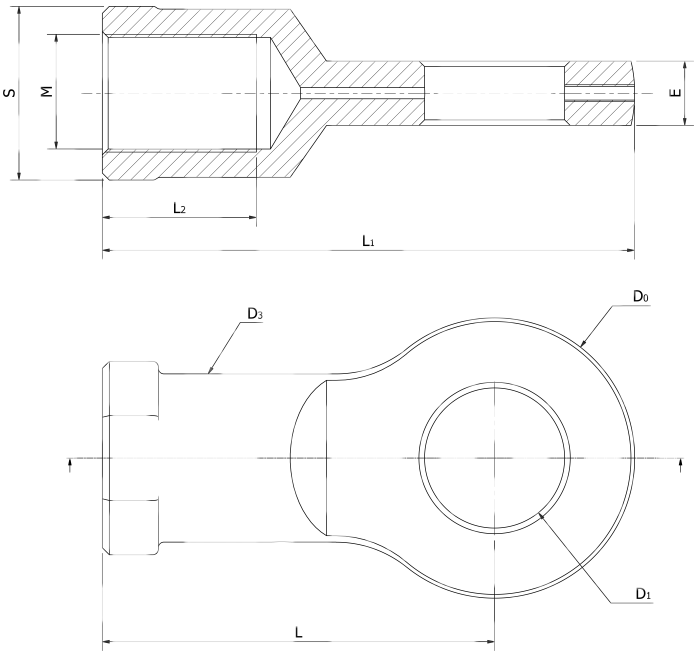

MALZEME: AISI 431 Paslanmaz Çelik veya Çelik Döküm
MATERIAL: AISI 431 Stainless Steel or Cast Steel

KÜRESEL MAFSAL
SPHERICAL BEARING

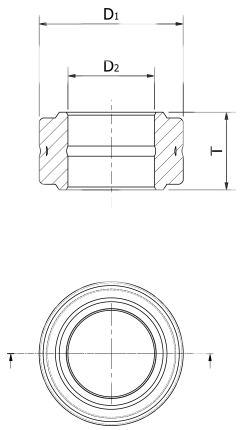

MALZEME: Çelik üzeri Çelik
MATERIAL: Steel on Steel

M	L	L_1	L_2	D_o	D_1	D_2	D_3	E	S	T
M28x2	130	180	50	100	50	30	48	26	50	27
M32x2	135	185	55				52	23	54	
M42x2	140	190	55				62	23	64	

Ölçüler milimetredir. *Dimensions are in milimeters.*

HCI	SS	100			V	V	

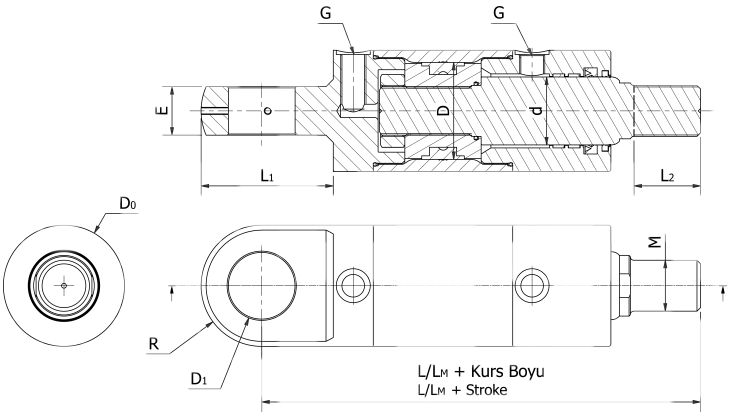

HCIW	S	100			V	V	

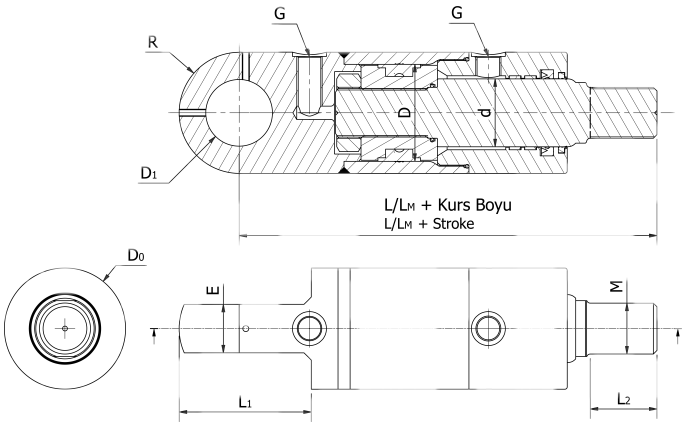

D	d	M	L*	L_1	L_2	L_M*	D_0	D_1	E	R	G
100	45	M34x2	365	130	60	379	120	62	50	60	G½
	56	M42x2	365			380					
	70	M48X2	374			390					

Ölçüler milimetredir. *Dimensions are in milimeters.* L* = Sıfır kurs boyunda, mıknatıssız *At zero stroke, non-magnetic* LM* = Sıfır kurs boyunda, mıknatıslı *At zero stroke, magnetic*

HCI	SS	100			H	H	

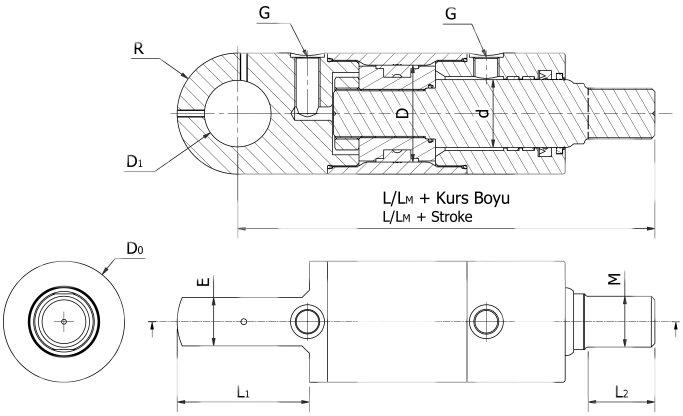

HCIW	S	100			H	H	

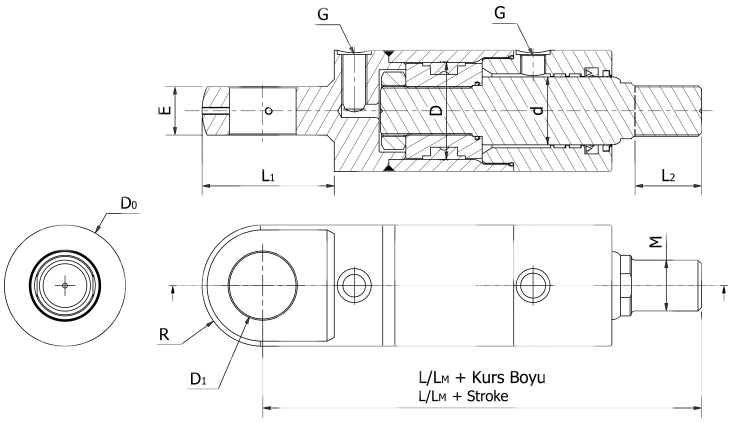

D	d	M	L*	L_1	L_2	L_M*	D_0	D_1	E	R	G
100	45	M34x2	378	130	60	392	120	62	50	60	G½
	56	M42x2	378			393					
	70	M48X2	387			403					

Ölçüler milimetredir. *Dimensions are in milimeters.* L* = Sıfır kurs boyunda, mıknatıssız *At zero stroke, non-magnetic* LM* = Sıfır kurs boyunda, mıknatıslı *At zero stroke, magnetic*

Basınç (bar) *Pressure(bar)*	**İtme kuvveti (N)** *Force at extraction(N)*	**Çekme kuvveti (N)** *Force at retraction(N)*	**Güvenli Çekme Dayanımı (N)** *Safe Working Load at retraction(N)*	**Çekme kuvveti (N)** *Force at retraction(N)*	**Güvenli Çekme Dayanımı (N)** *Safe Working Load at retraction(N)*	**Çekme kuvveti (N)** *Force at retraction(N)*	**Güvenli Çekme Dayanımı (N)** *Safe Working Load at retraction(N)*
		Rot Çapı = 45mm = *Rod Dia*		**Rot Çapı = 56mm = *Rod Dia***		**Rot Çapı = 70mm = *Rod Dia***	
50	39.270	31.318	181.555	26.955	251.298	20.028	332.351
60	47.124	37.581		32.346		24.033	
70	54.978	43.845		37.737		28.039	
80	62.832	50.108		43.128		32.044	
90	70.686	56.372		48.519		36.050	
100	78.540	62.636		53.910		40.055	
110	86.394	68.899		59.301		44.061	
120	94.248	75.163		64.692		48.066	
130	102.102	81.426		70.083		52.072	
140	109.956	87.690		75.474		56.077	
150	117.810	93.953		80.865		60.083	
160	125.664	100.217		86.256		64.088	
170	133.518	106.480		91.647		68.094	
180	141.372	112.744		97.038		72.100	
190	149.226	119.007		102.428		76.105	
200	157.080	125.271		107.819		80.111	

ROT BAŞI
ROD END

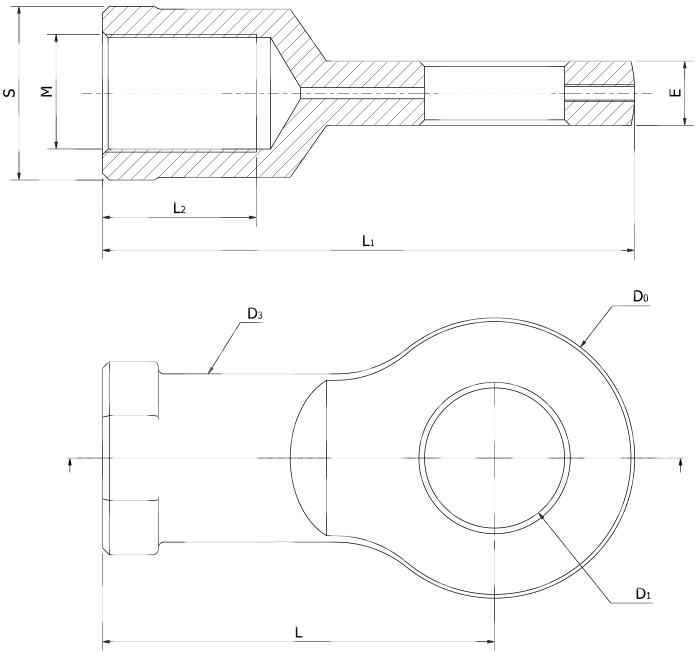

MALZEME: AISI 431 Paslanmaz Çelik veya Çelik Döküm
MATERIAL: AISI 431 Stainless Steel or Cast Steel

KÜRESEL MAFSAL
SPHERICAL BEARING

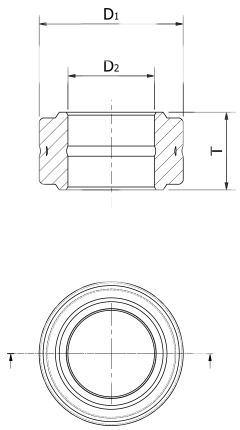

MALZEME: Çelik üzeri Çelik
MATERIAL: Steel on Steel

M	L	L_1	L_2	D_o	D_1	D_2	D_3	E	S	T
M34x2	150	210	60	120	62	40	59	35	61	33
M42x2	153	213					66	30	68	
M48X2	156	216					72	28	74	

Ölçüler milimetredir. *Dimensions are in milimeters.*

ÖZEL MAKSATLI SİLİNDİRLER
SPECIAL PURPOSE CYLINDERS





- Deniz şartlarına uygun alüminyum gövde
  Aluminium body suitable for marine applications
- Hafif tasarım
  Lightweight design
- Ayarlanabilir egzantrik kilit karşılığı
  Adjustable eccentric lock housing
- Pozisyon belirleme için manyetik sensörler
  Magnetic sensors for position detection
- Tavsiye edilen montaj cıvataları: 12 adet M6x1 DIN 7991 A4-70 veya A4-80 (Standart pakete dahil değildir)
  Recommended mounting bolts: 12 pieces of M6x1 DIN 7991 A4-70 or A4-80 (Not included in the standard package)

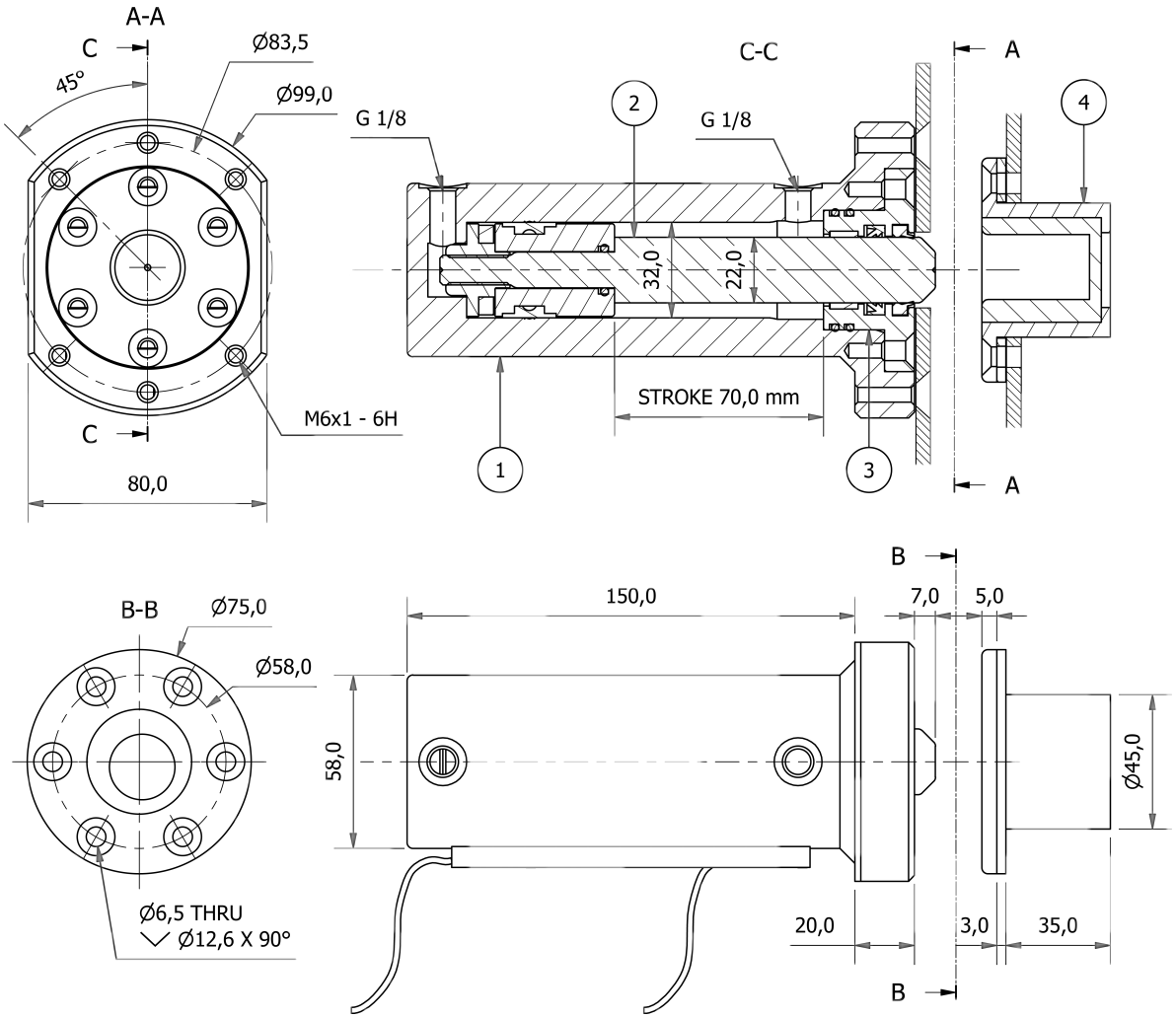

1	GÖVDE	6000 serisi Alüminyum	*6000 series Aluminium*	*BODY*	~ 2,16 kg
2	ROT	AISI 431 Paslanmaz Çelik	*AISI 431 Stainless Steel*	*ROD*	
3	ÖN KAPAK	Pirinç	*Brass*	*FRONT CAP*	
4	KİLİT KARŞILIĞI	6000 serisi Alüminyum	*6000 series Aluminium*	*LOCK HOUSING*	

MAKSİMUM ÇALIŞMA BASINCI	100 bar	*MAX. WORKING PRESSURE*
MİNİMUM ÇALIŞMA BASINCI	20 bar	*MIN. WORKING PRESSURE*
TEST BASINCI	150 bar	*TEST PRESSURE*
İTME KUVVETİ	8.042 N@100bar	*FORCE AT EXTRACTION*
ÇEKME KUVVETİ	4.241 N@100bar	*FORCE AT RETRACTION*
AZAMİ YANAL KUVVET DAYANIMI	28.430 N	*MAX. ALLOWABLE LATERAL FORCE*
İTMEDEKİ HACİM	0,056 lt	*VOLUME AT EXTRACTION*
ÇEKMEDEKİ HACİM	0,030 lt	*VOLUME AT RETRACTION*



- Deniz şartlarına uygun tamamı paslanmaz çelik malzemeler
  Complete stainless steel materials suitable for marine applications
- Yüksek yanal yükler için gömülü ilave yataklar
  Embedded additional bearings for high lateral loads
- Pozisyon belirleme için manyetik sensörler
  Magnetic sensors for position detection
- Ayarlanabilir egzantrik kilit karşılığı
  Adjustable eccentric lock housing
- Tavsiye edilen montaj cıvataları:
  6 adet M6 ve 6 adet M6 L=20 DIN 7991
  A4-70 veya A4-80 (Standart pakete dahil değildir)
  Recommended mounting bolts:
  6 pieces of M6 and 6 pieces of M6 L=20 DIN 7991
  A4-70 or A4-80 (Not included in the standard package)

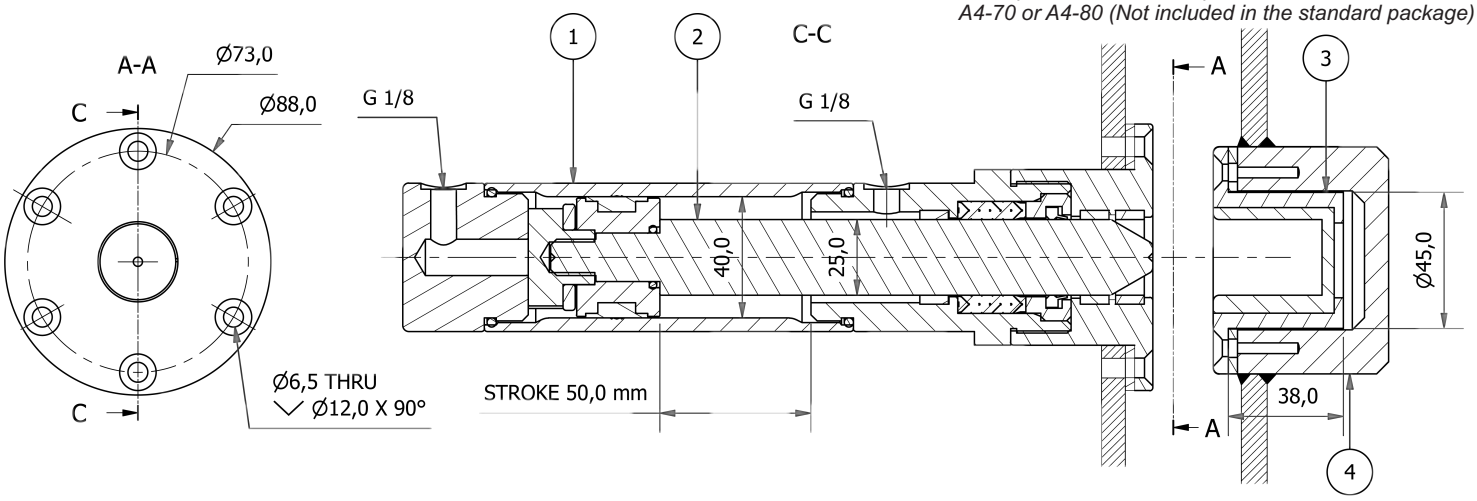

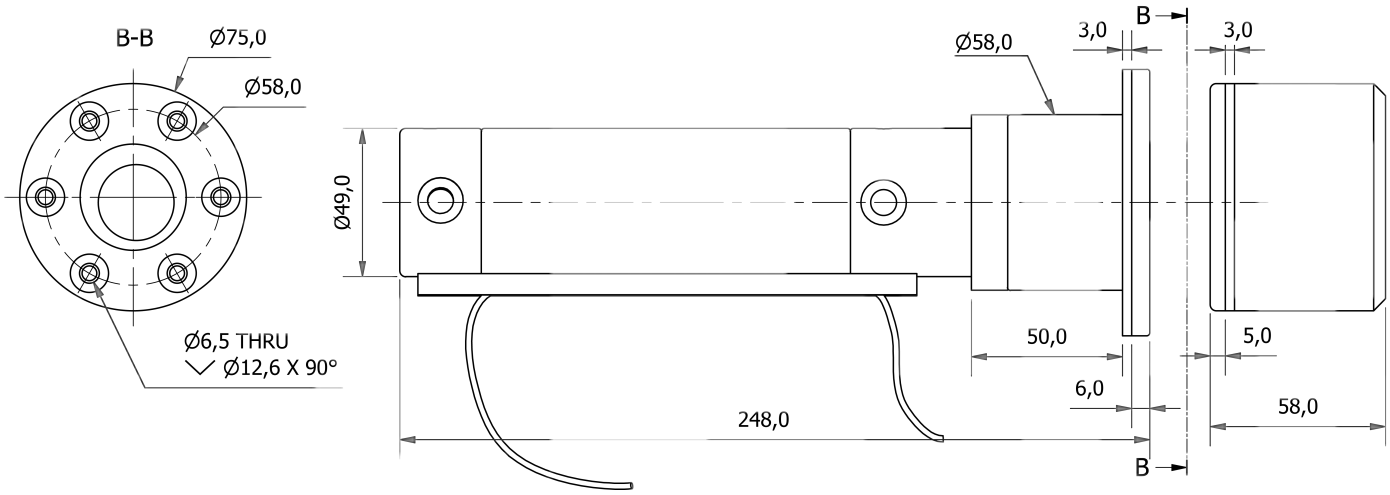

1	GÖVDE	AISI 316 Paslanmaz Çelik	*AISI 316 Stainless Steel*	*BODY*	~ 3,96 kg
2	ROT	AISI 431 Paslanmaz Çelik	*AISI 431 Stainless Steel*	*ROD*	
3	KİLİT KARŞILIĞI	AISI 316 Paslanmaz Çelik	*AISI 316 Stainless Steel*	*LOCK HOUSING*	
4	YAPISAL YUVA (opsiyonel)	6000 serisi Alüminyum	*6000 series Aluminium*	*STRUCTURAL HOUSING BASE (opt.)*	~ 0,4 kg
		AISI 316 Paslanmaz Çelik	*AISI 316 Stainless Steel*		~ 1,2 kg

MAKSİMUM ÇALIŞMA BASINCI	140 bar	*MAX. WORKING PRESSURE*
MİNİMUM ÇALIŞMA BASINCI	20 bar	*MIN. WORKING PRESSURE*
TEST BASINCI	210 bar	*TEST PRESSURE*
İTME KUVVETİ	17.593 N@140bar	*FORCE AT EXTRACTION*
ÇEKME KUVVETİ	10.721 N@140bar	*FORCE AT RETRACTION*
AZAMİ YANAL KUVVET DAYANIMI	28.430 N	*MAX. ALLOWABLE LATERAL FORCE*
İTMEDEKİ HACİM	0,063 lt	*VOLUME AT EXTRACTION*
ÇEKMEDEKİ HACİM	0,038 lt	*VOLUME AT RETRACTION*



- Deniz şartlarına uygun tamamı paslanmaz çelik malzemeler
  Complete stainless steel materials suitable for marine applications
- Yüksek yanal yükler için gömülü ilave yataklar
  Embedded additional bearings for high lateral loads
- Pozisyon belirleme için manyetik sensörler
  Magnetic sensors for position detection
- Ayarlanabilir egzantrik kilit karşılığı
  Adjustable eccentric lock housing
- Acil durum müdahale ve anahtar/sensör uygulamaları için arka rot
  Rear rod for emergency manuel use and switch/sensor applications
- Tavsiye edilen montaj cıvataları: 6 adet M6 ve 6 adet M6 L=20 DIN 7991 A4-70 veya A4-80 (Standart pakete dahil değildir)
  Recommended mounting bolts: 6 pieces of M6 and 6 pieces of M6 L=20 DIN 7991 A4-70 or A4-80 (Not included in the standard package)

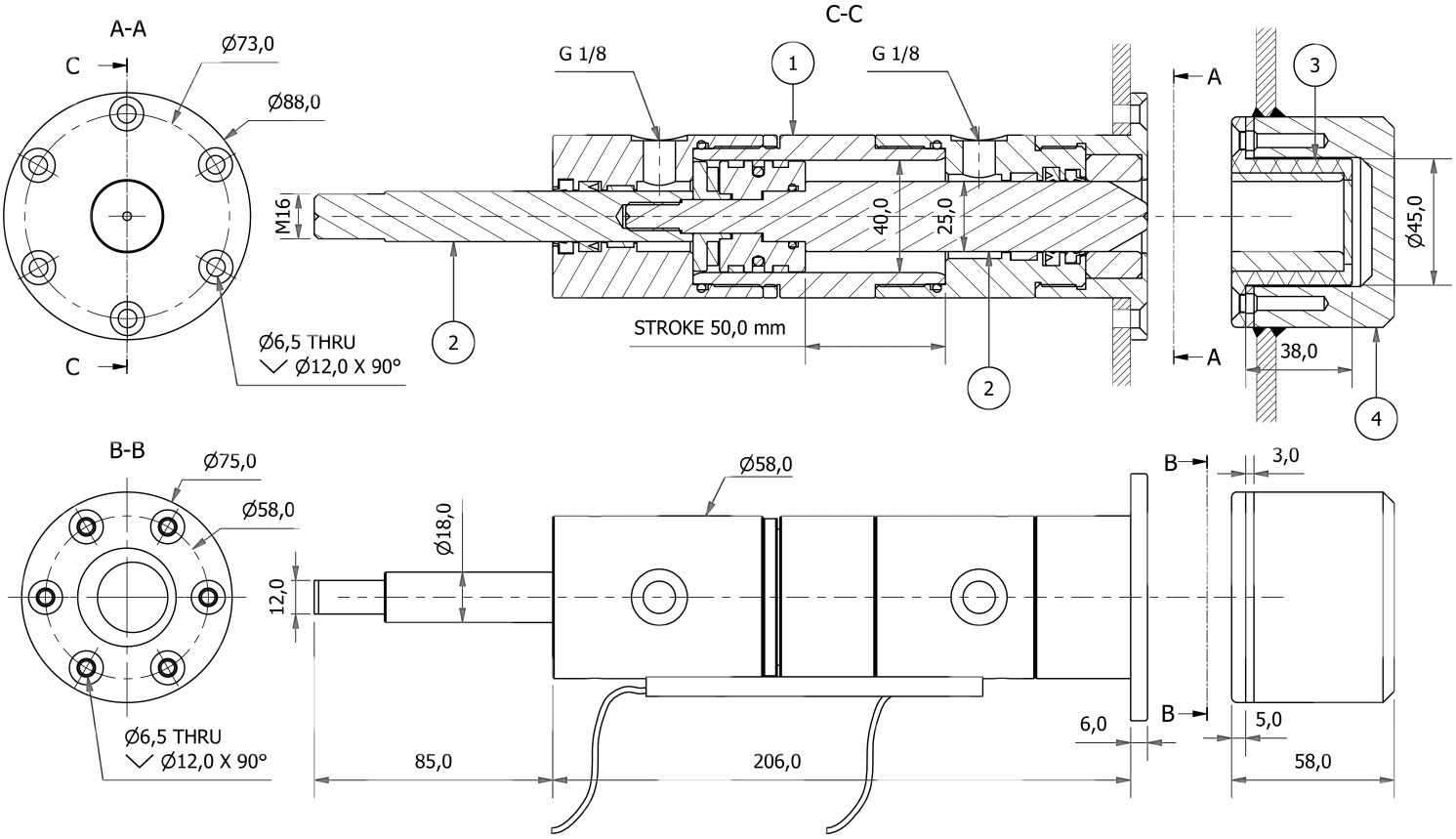

1	GÖVDE	AISI 316 Paslanmaz Çelik	*AISI 316 Stainless Steel*	*BODY*	~ 4,5 kg
2	ROT	AISI 431 Paslanmaz Çelik	*AISI 431 Stainless Steel*	*ROD*	
3	KİLİT KARŞILIĞI	AISI 316 Paslanmaz Çelik	*AISI 316 Stainless Steel*	*LOCK HOUSING*	
4	YAPISAL YUVA (opsiyonel)	6000 serisi Alüminyum	*6000 series Aluminium*	*STRUCTURAL HOUSING BASE (opt.)*	~ 0,4 kg
		AISI 316 Paslanmaz Çelik	*AISI 316 Stainless Steel*		~ 1,2 kg

MAKSİMUM ÇALIŞMA BASINCI	140 bar	*MAX. WORKING PRESSURE*
MİNİMUM ÇALIŞMA BASINCI	20 bar	*MIN. WORKING PRESSURE*
TEST BASINCI	210 bar	*TEST PRESSURE*
İTME KUVVETİ	14.030 N@140bar	*FORCE AT EXTRACTION*
ÇEKME KUVVETİ	10.721 N@140bar	*FORCE AT RETRACTION*
AZAMİ YANAL KUVVET DAYANIMI	28.430 N	*MAX. ALLOWABLE LATERAL FORCE*
İTMEDEKİ HACİM	0,050 lt	*VOLUME AT EXTRACTION*
ÇEKMEDEKİ HACİM	0,038 lt	*VOLUME AT RETRACTION*

- Deniz şartlarına uygun tamamı paslanmaz çelik malzemeler
  Complete stainless steel materials suitable for marine applications
- Yüksek yanal yükler için gömülü ilave yataklar
  Embedded additional bearings for high lateral loads
- Pozisyon belirleme için manyetik sensörler
  Magnetic sensors for position detection
- Ayarlanabilir egzantrik kilit karşılığı
  Adjustable eccentric lock housing
- Tavsiye edilen montaj cıvataları:
  6 adet M10 ve 6 adet M10 L=35 DIN 7991
  A4-70 veya A4-80 (Standart pakete dahil değildir)
  Recommended mounting bolts:
  6 pieces of M10 and 6 pieces of M10 L=35 DIN 7991
  A4-70 or A4-80 (Not included in the standard package)

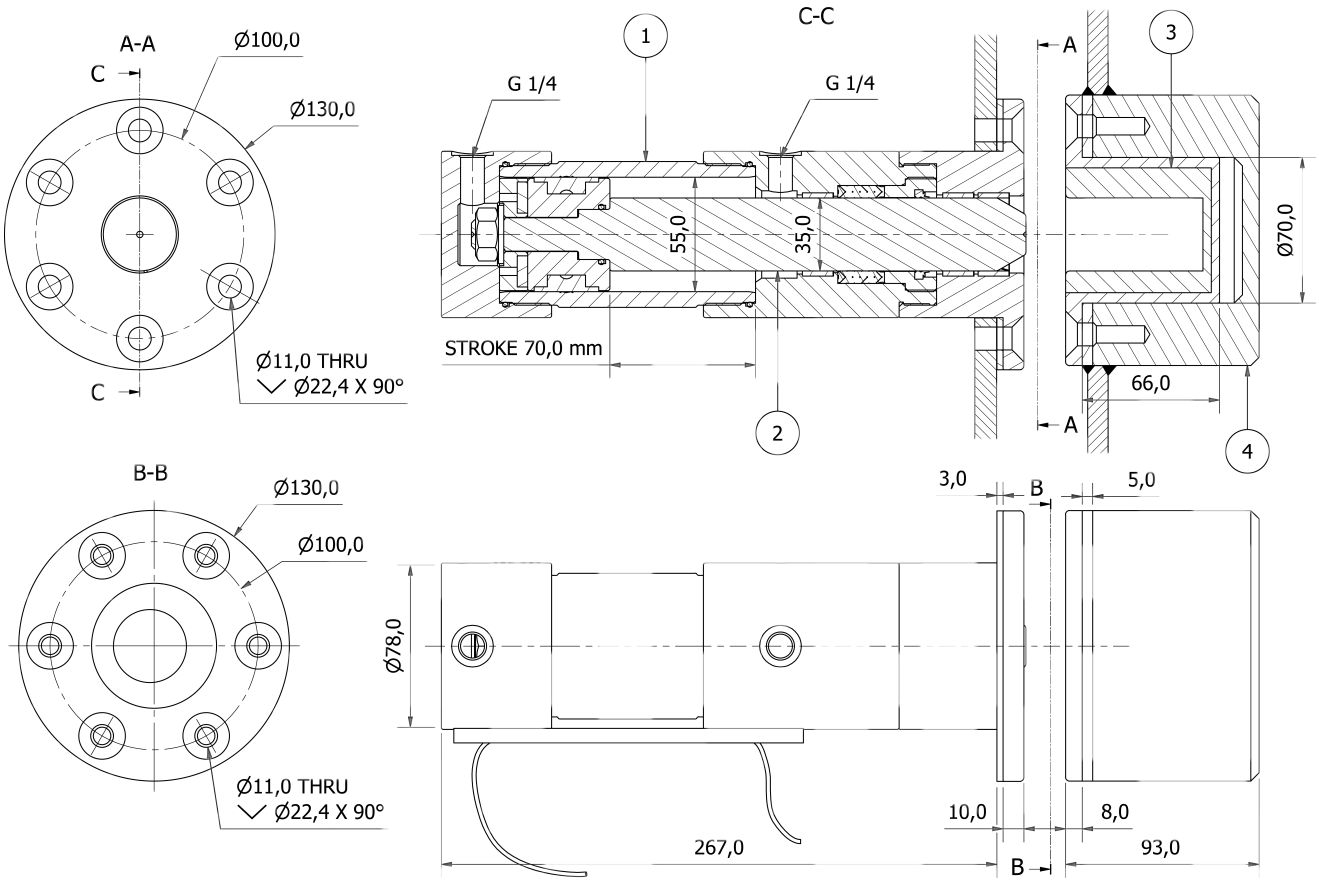

1	GÖVDE	AISI 316 Paslanmaz Çelik	*AISI 316 Stainless Steel*	*BODY*	~ 11,4 kg
2	ROT	AISI 431 Paslanmaz Çelik	*AISI 431 Stainless Steel*	*ROD*	
3	KİLİT KARŞILIĞI	AISI 316 Paslanmaz Çelik	*AISI 316 Stainless Steel*	*LOCK HOUSING*	
4	YAPISAL YUVA (opsiyonel)	6000 serisi Alüminyum	*6000 series Aluminium*	*STRUCTURAL HOUSING BASE (opt.)*	~ 2,1 kg
		AISI 316 Paslanmaz Çelik	*AISI 316 Stainless Steel*		~ 6,3 kg

MAKSİMUM ÇALIŞMA BASINCI	200 Bar	*MAX. WORKING PRESSURE*
MİNİMUM ÇALIŞMA BASINCI	20 Bar	*MIN. WORKING PRESSURE*
TEST BASINCI	300 Bar	*TEST PRESSURE*
İTME KUVVETİ	47.516 N@200Bar	*FORCE AT EXTRACTION*
ÇEKME KUVVETİ	28.274 N@200Bar	*FORCE AT RETRACTION*
AZAMİ YANAL KUVVET DAYANIMI	84.400 N	*MAX. ALLOWABLE LATERAL FORCE*
İTMEDEKİ HACİM	0,166 lt	*VOLUME AT EXTRACTION*
ÇEKMEDEKİ HACİM	0,099 lt	*VOLUME AT RETRACTION*



- Deniz şartlarına uygun tamamı paslanmaz çelik malzemeler
  Complete stainless steel materials suitable for marine applications
- Yüksek yanal yükler için gömülü ilave yataklar
  Embedded additional bearings for high lateral loads
- Pozisyon belirleme için manyetik sensörler
  Magnetic sensors for position detection
- Ayarlanabilir egzantrik kilit karşılığı
  Adjustable eccentric lock housing
- Tavsiye edilen montaj cıvataları:
  4 adet M12 ve 6 adet M10 L=35 DIN 7991 A4-70 veya A4-80
  (Standart pakete dahil değildir)
  Recommended mounting bolts:
  4 pieces of M12 and 6 pieces of M10 L=35 DIN 7991 A4-70 or A4-80
  (Not included in the standard package)

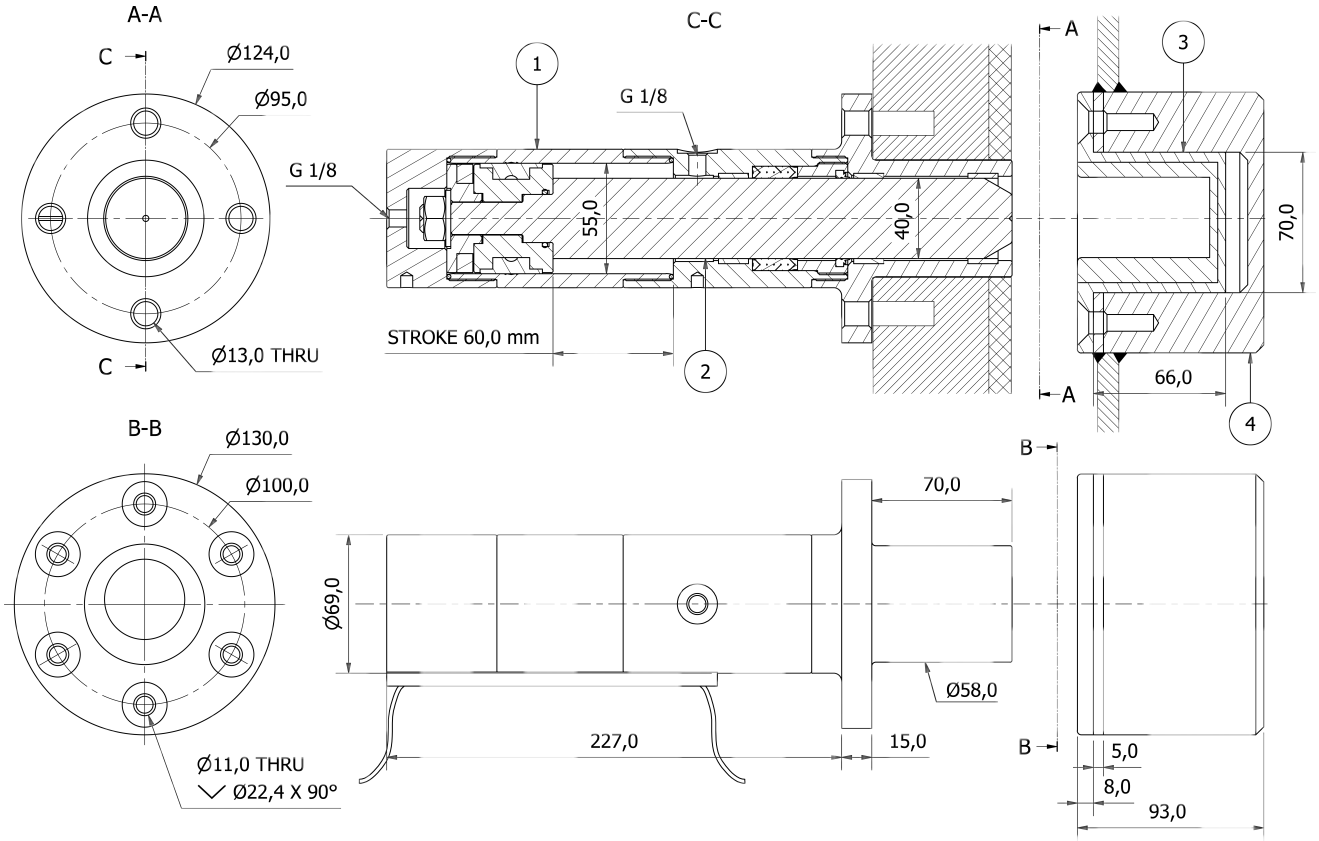

1	GÖVDE	AISI 316 Paslanmaz Çelik	*AISI 316 Stainless Steel*	*BODY*	~ 9,8 kg
2	ROT	AISI 431 Paslanmaz Çelik	*AISI 431 Stainless Steel*	*ROD*	
3	KİLİT KARŞILIĞI	AISI 316 Paslanmaz Çelik	*AISI 316 Stainless Steel*	*LOCK HOUSING*	
4	YAPISAL YUVA (opsiyonel)	6000 serisi Alüminyum	*6000 series Aluminium*	*STRUCTURAL HOUSING BASE (opt.)*	~ 2,1 kg
		AISI 316 Paslanmaz Çelik	*AISI 316 Stainless Steel*		~ 6,3 kg

MAKSİMUM ÇALIŞMA BASINCI	200 bar	*MAX. WORKING PRESSURE*
MİNİMUM ÇALIŞMA BASINCI	20 bar	*MIN. WORKING PRESSURE*
TEST BASINCI	300 bar	*TEST PRESSURE*
İTME KUVVETİ	47.516 N@200bar	*FORCE AT EXTRACTION*
ÇEKME KUVVETİ	22.283 N@200bar	*FORCE AT RETRACTION*
AZAMİ YANAL KUVVET DAYANIMI	56.250 N	*MAX. ALLOWABLE LATERAL FORCE*
İTMEDEKİ HACİM	0,143 lt	*VOLUME AT EXTRACTION*
ÇEKMEDEKİ HACİM	0,067 lt	*VOLUME AT RETRACTION*



- Deniz şartlarına uygun tamamı paslanmaz çelik malzemeler
  Complete stainless steel materials suitable for marine applications
- Yüksek yanal yükler için gömülü ilave yataklar
  Embedded additional bearings for high lateral loads
- Pozisyon belirleme için manyetik sensörler
  Magnetic sensors for position detection
- Ayarlanabilir egzantrik kilit karşılığı
  Adjustable eccentric lock housing
- Dar uygulamalar için uzatılmış ön yağ girişi
  Extended front inlet for tight applications
- Tavsiye edilen montaj cıvataları: 4 adet M12 ve 6 adet M10 L=35 DIN 7991 A4-70 veya A4-80 (Standart pakete dahil değildir)
  Recommended mounting bolts: 4 pieces of M12 and 6 pieces of M10 L=35 DIN 7991 A4-70 or A4-80 (Not included in the standard package)

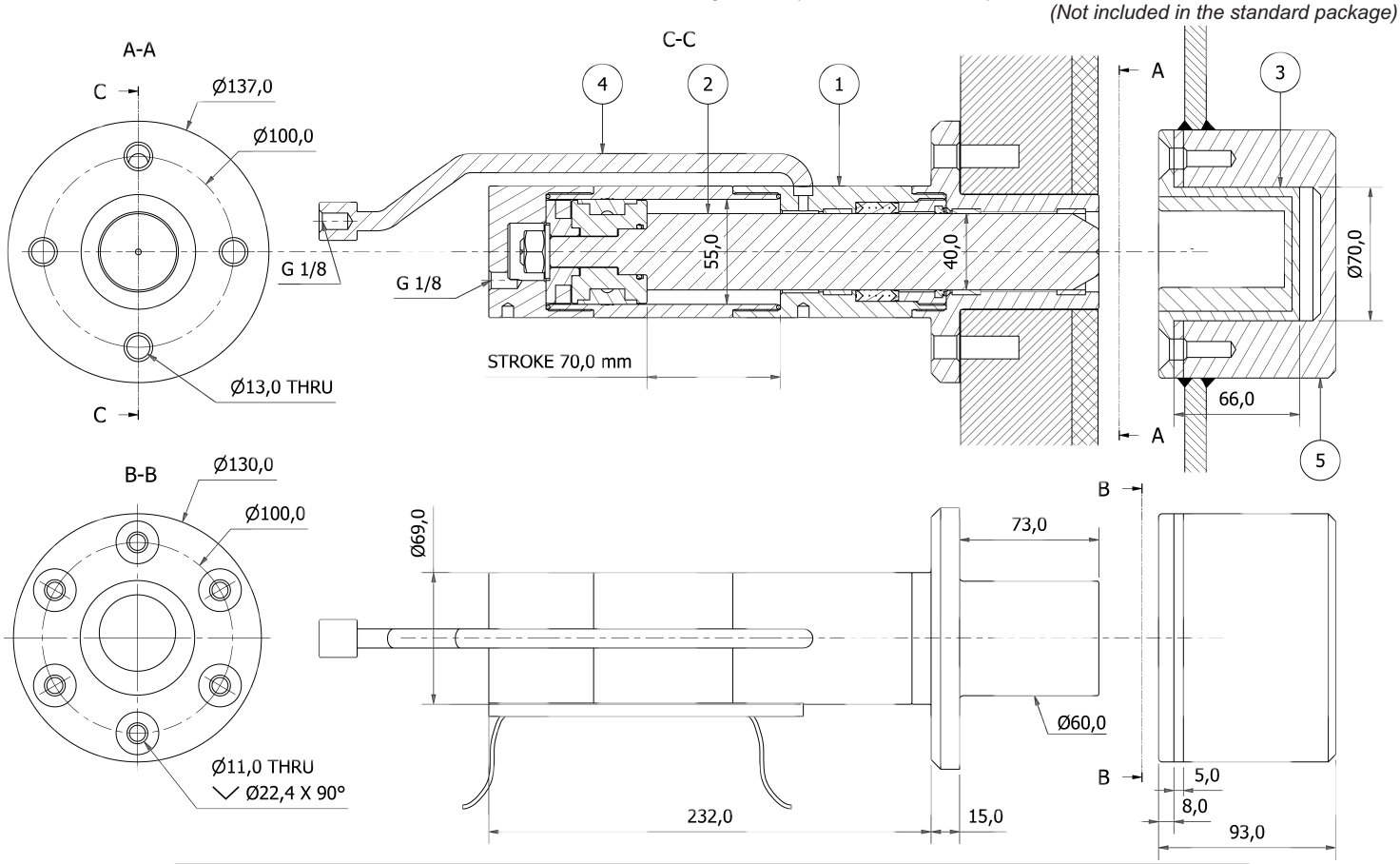

1	GÖVDE	AISI 316 Paslanmaz Çelik	*AISI 316 Stainless Steel*	*BODY*	~ 10,5 kg
2	ROT	AISI 431 Paslanmaz Çelik	*AISI 431 Stainless Steel*	*ROD*	
3	KİLİT KARŞILIĞI	AISI 316 Paslanmaz Çelik	*AISI 316 Stainless Steel*	*LOCK HOUSING*	
4	G⅛ SOKETLİ PASLANMAZ BORU	AISI 316 Paslanmaz Çelik	*AISI 316 Stainless Steel*	*G⅛ SOCKET AND STAINLESS STEEL PIPE*	
5	YAPISAL YUVA (opsiyonel)	6000 serisi Alüminyum	*6000 series Aluminium*	*STRUCTURAL HOUSING BASE (opt.)*	~ 2,1 kg
		AISI 316 Paslanmaz Çelik	*AISI 316 Stainless Steel*		~ 6,3 kg

MAKSİMUM ÇALIŞMA BASINCI	200 bar	*MAX. WORKING PRESSURE*
MİNİMUM ÇALIŞMA BASINCI	20 bar	*MIN. WORKING PRESSURE*
TEST BASINCI	300 bar	*TEST PRESSURE*
İTME KUVVETİ	47.516 N@200bar	*FORCE AT EXTRACTION*
ÇEKME KUVVETİ	22.283 N@200bar	*FORCE AT RETRACTION*
AZAMİ YANAL KUVVET DAYANIMI	56.250 N	*MAX. ALLOWABLE LATERAL FORCE*
İTMEDEKİ HACİM	0,166 lt	*VOLUME AT EXTRACTION*
ÇEKMEDEKİ HACİM	0,078 lt	*VOLUME AT RETRACTION*

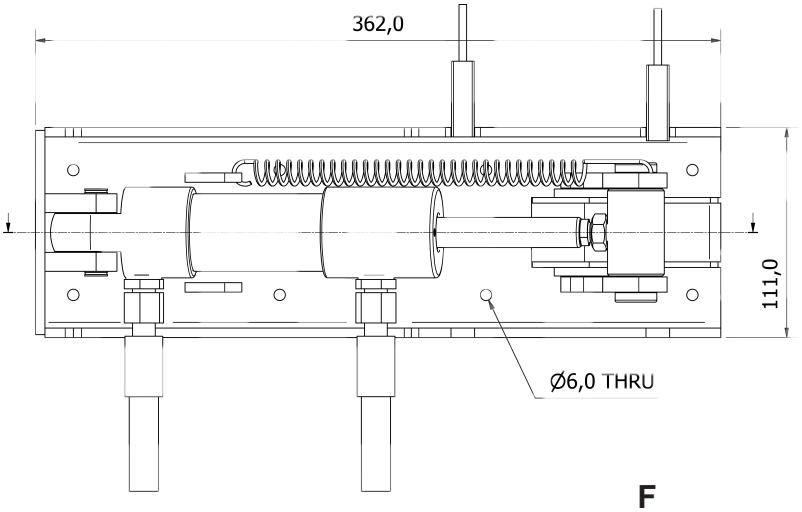

- Deniz şartlarına uygun tamamı paslanmaz çelik malzemeler
  Complete stainless steel materials suitable for marine applications

- Pozisyon sinyalleri için manyetik sensörler
  Magnetic sensors for position signals

- Tavsiye edilen montaj cıvataları: 4 adet M8 DIN 7991 A4-70 veya A4-80 (Standart pakete dahil değildir)
  Recommended mounting bolts: 4 pieces of M8 DIN 7991 A4-70 or A4-80 (Not included in the standard package)

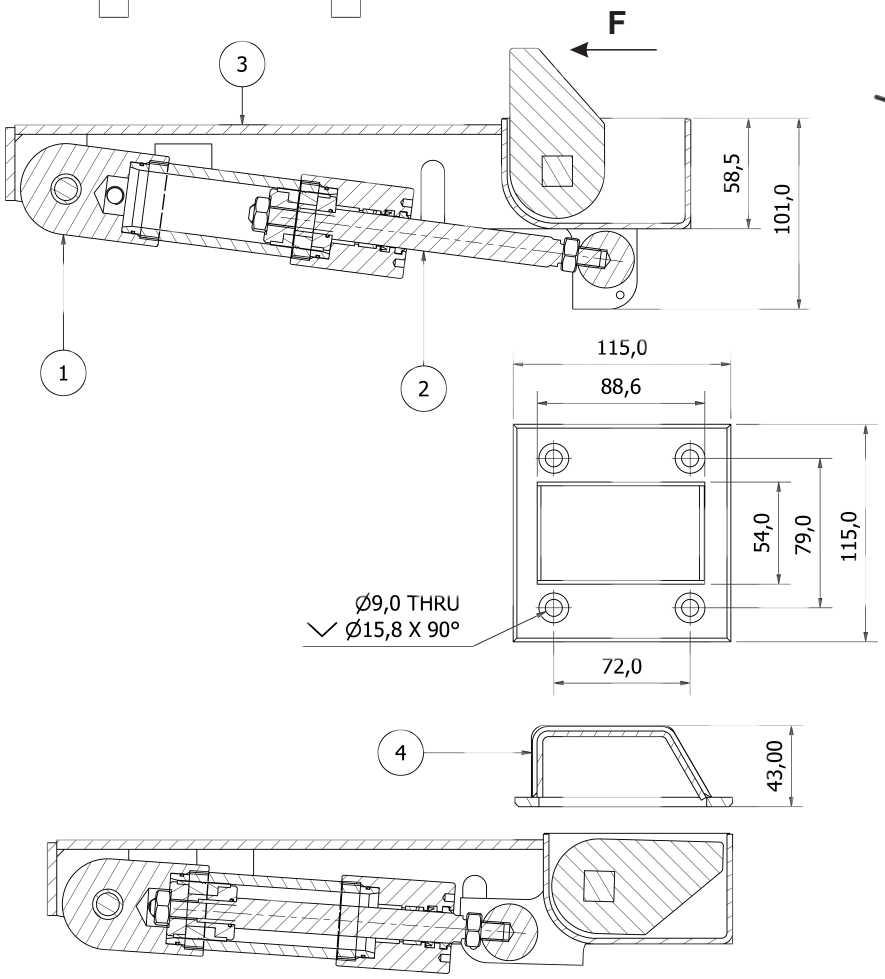



1	SİLİNDİR	AISI 316 Paslanmaz Çelik	*AISI 316 Stainless Steel*	*CYLINDER*	~ 1,94 kg
2	ROT	AISI 431 Paslanmaz Çelik	*AISI 431 Stainless Steel*	*ROD*	
3	GÖVDE VE DİĞER PARÇALAR	AISI 316 Paslanmaz Çelik	*AISI 316 Stainless Steel*	*BODY AND THE OTHER PARTS*	~ 4,8 kg
4	KİLİT KARŞILIĞI	AISI 316 Paslanmaz Çelik	*AISI 316 Stainless Steel*	*LOCK HOUSING*	~ 0,7 kg

MAKSİMUM ÇALIŞMA BASINCI	100 bar	*MAX. WORKING PRESSURE*
MİNİMUM ÇALIŞMA BASINCI	20 bar	*MIN. WORKING PRESSURE*
TEST BASINCI	150 bar	*TEST PRESSURE*
KİLİT ÇEKME KUVVETİ (F)	7.230 N@100 bar	*PULLING FORCE OF THE LOCK (F)*



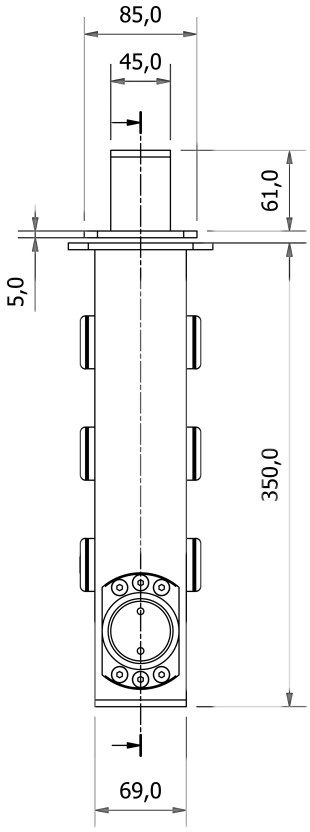

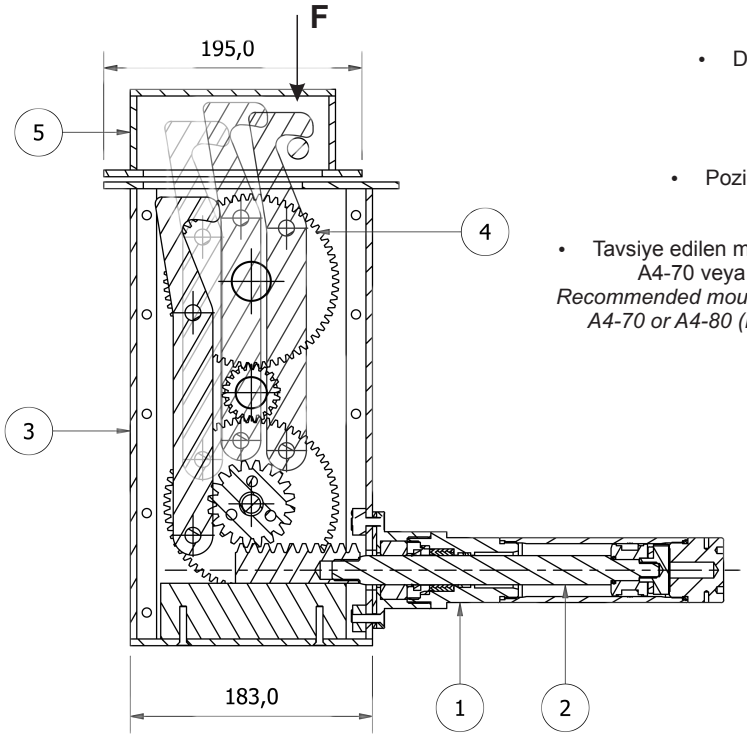

- Deniz şartlarına uygun paslanmaz çelik malzemeler
  Stainless steel materials suitable for marine applications
- Pozisyon sinyalleri için manyetik sensörler
  Magnetic sensors for position signals
- Tavsiye edilen montaj cıvataları: 16 adet M6 DIN 7991 A4-70 veya A4-80 (Standart pakete dahil değildir)
  Recommended mounting bolts: 16 pieces of M6 DIN 7991 A4-70 or A4-80 (Not included in the standard package)

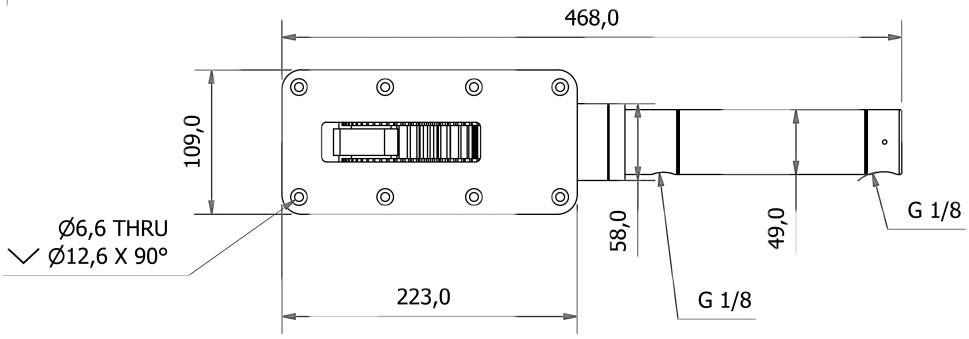

1	SİLİNDİR	AISI 316 Paslanmaz Çelik	*AISI 316 Stainless Steel*	*CYLINDER*	~ 3,6 kg
2	ROT	AISI 431 Paslanmaz Çelik	*AISI 431 Stainless Steel*	*ROD*	
3	GÖVDE	AISI 316 Paslanmaz Çelik	*AISI 316 Stainless Steel*	*BODY*	~ 18,5 kg
4	DİŞLİLER	Çelik	*Steel*	*GEARS*	
5	KİLİT KARŞILIĞI	AISI 316 Paslanmaz Çelik	*AISI 316 Stainless Steel*	*LOCK HOUSING*	~ 1,7 kg

MAKSİMUM ÇALIŞMA BASINCI	140 bar	*MAX. WORKING PRESSURE*
MİNİMUM ÇALIŞMA BASINCI	20 bar	*MIN. WORKING PRESSURE*
TEST BASINCI	210 bar	*TEST PRESSURE*
KİLİT ÇEKME KUVVETİ (F)	17.600 N@140bar	*PULLING FORCE OF THE LOCK (F)*

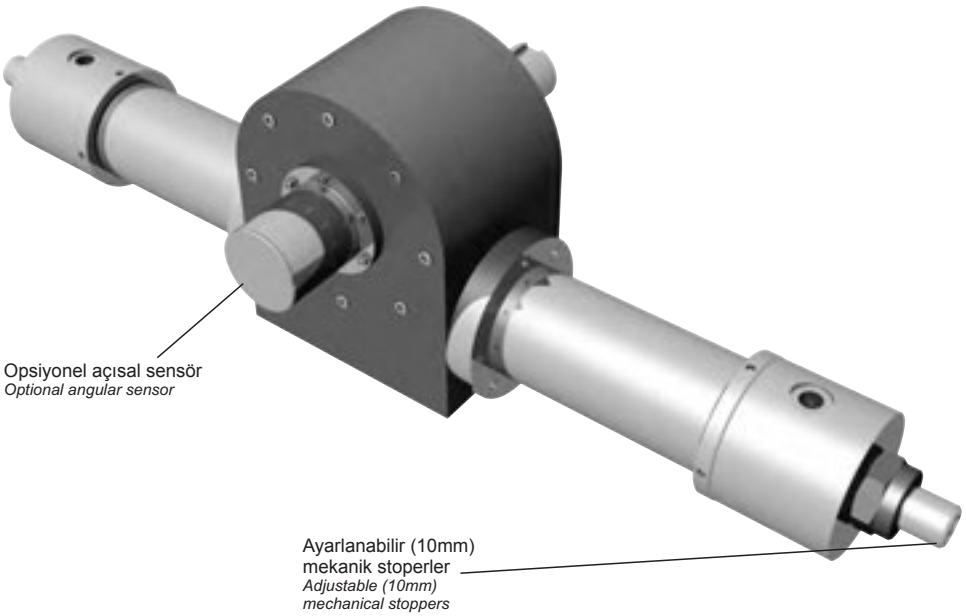

- Düşük hız, yüksek tork
  Low speed, high torque
- Dahili açısal pozisyon sensörü
  Built-in angular position sensor
- Ayarlanabilir (10mm) mekanik stoperler
  Adjustable (10mm) mechanical stoppers
- Opsiyonel çift şaft veya açısal sensör
  Optional double shaft or angular sensor
- Tavsiye edilen montaj cıvataları:
  8 adet M14x2 A4-70 veya A4-80
  (Standart pakete dahil değildir)
  Recommended mounting bolts:
  8 pieces of M14x2 A4-70 or A4-80
  (Not included in the standard package)

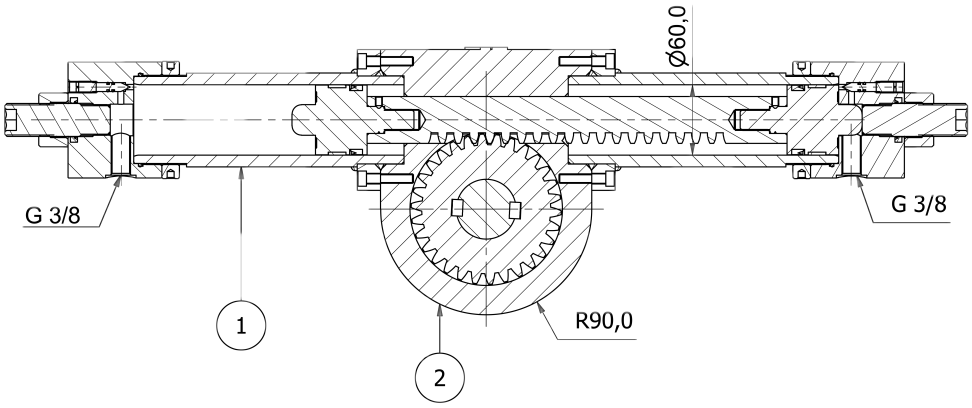

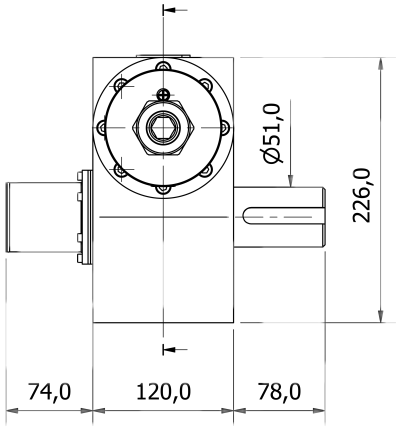

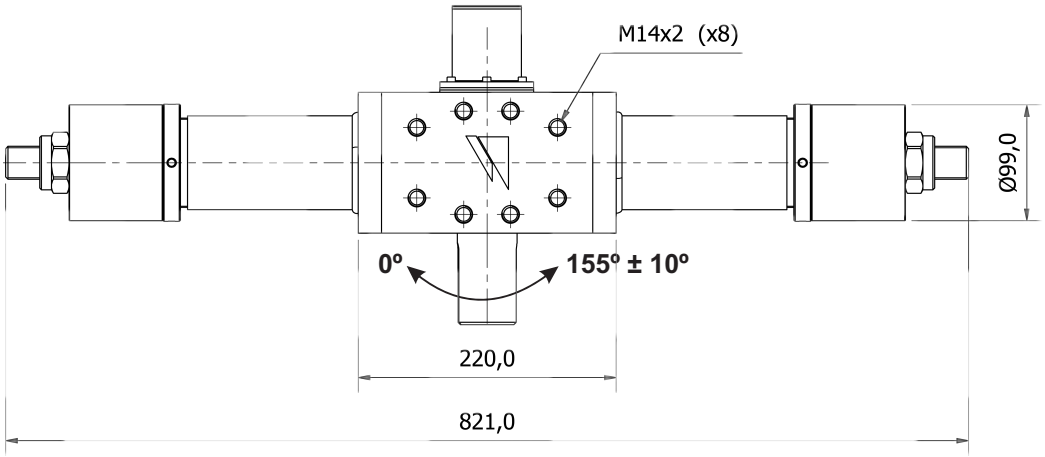

1	SİLİNDİR	AISI 316 Paslanmaz Çelik *AISI 316 Stainless Steel* Çelik *Steel*	*CYLINDER*	~ 57 kg
2	GÖVDE	Çelik Döküm *Cast Steel*	*BODY*	

MAKSİMUM ÇALIŞMA BASINCI	200 bar	*MAX. WORKING PRESSURE*
MİNİMUM ÇALIŞMA BASINCI	20 bar	*MIN. WORKING PRESSURE*
TEST BASINCI	300 bar	*TEST PRESSURE*
TORK	9.612 Nm@200 bar	*TORQUE*
AÇISAL KURS	155° ± 10°	*ANGULAR STROKE*
YAĞ HIZI	0,44 lt / 155°	*OIL SPEED*

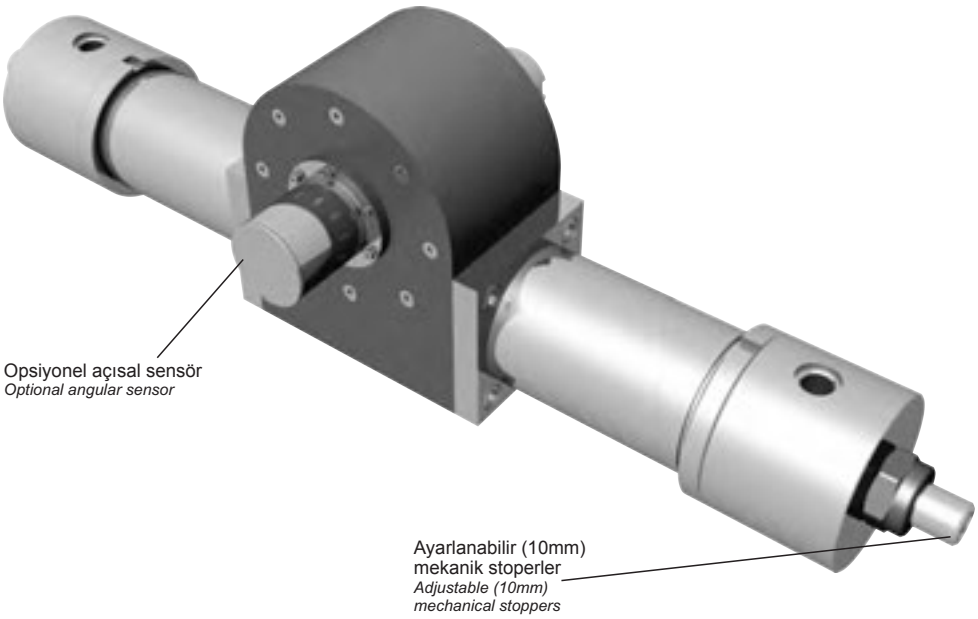

- Düşük hız, yüksek tork
  Low speed, high torque
- Dahili açısal pozisyon sensörü
  Built-in angular position sensor
- Ayarlanabilir (10mm) mekanik stoperler
  Adjustable (10mm) mechanical stoppers
- Opsiyonel çift şaft veya açısal sensör
  Optional double shaft or angular sensor
- Tavsiye edilen montaj cıvataları:
  8 adet M14x2 A4-70 veya A4-80
  (Standart pakete dahil değildir)
  Recommended mounting bolts:
  8 pieces of M14x2 A4-70 or A4-80
  (Not included in the standard package)

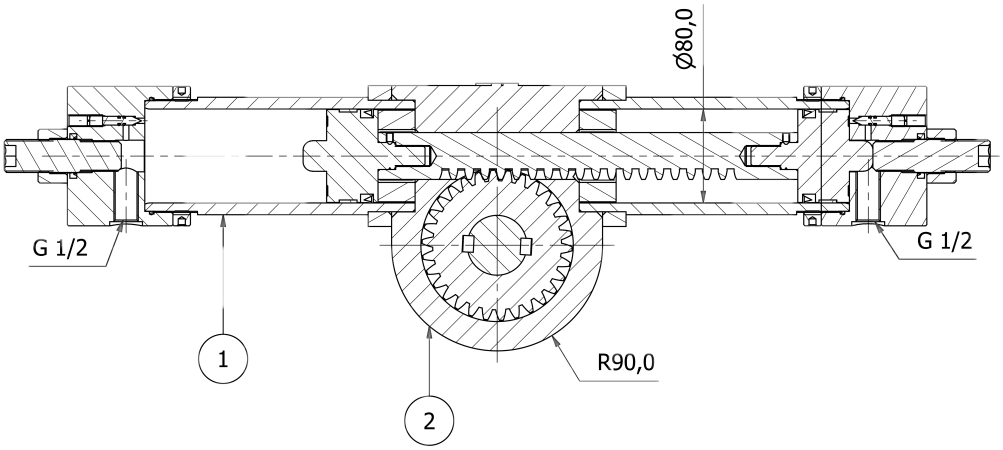

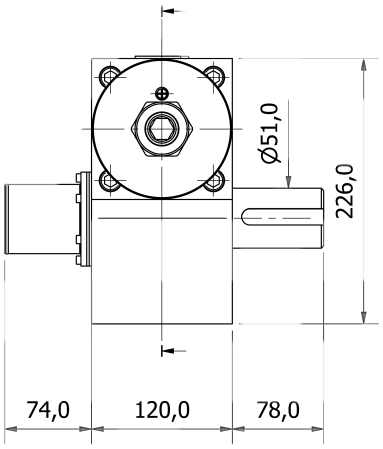

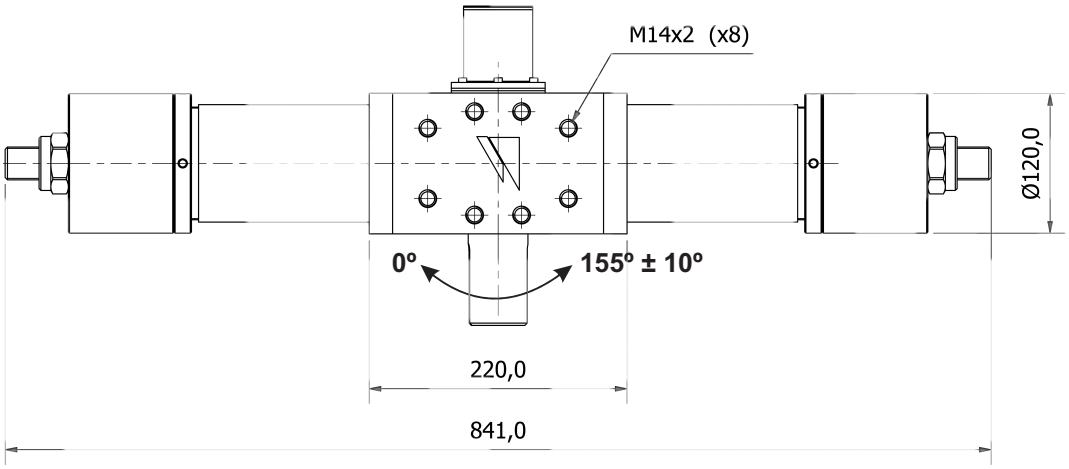

1	SİLİNDİR	AISI 316 Paslanmaz Çelik *AISI 316 Stainless Steel* Çelik *Steel*	*CYLINDER*	~ 65 kg
2	GÖVDE	Çelik Döküm *Cast Steel*	*BODY*	

MAKSİMUM ÇALIŞMA BASINCI	200 bar	*MAX. WORKING PRESSURE*
MİNİMUM ÇALIŞMA BASINCI	20 bar	*MIN. WORKING PRESSURE*
TEST BASINCI	300 bar	*TEST PRESSURE*
TORK	14.128 Nm@200 bar	*TORQUE*
AÇISAL KURS	155º ± 10º	*ANGULAR STROKE*
YAĞ HIZI	0,78 lt / 155º	*OIL SPEED*

Meg Gemi ve Mak. San. Tic. Ltd.

İçmeler Mah. İstasyon Sok. No:28
34947 Tuzla / İstanbul / Türkiye
Tel: +90 216 446 05 44 Fax: +90 216 446 05 49
www.meggemi.com.tr